



Murrumbidgee Council



Revenue Policy with
Council Fees &
Charges 2016/17



THIS PAGE HAS BEEN INTENTIONALLY LEFT BLANK

2016-17 Operational Plan, Budget and Fees and Charges

For newly merged Councils, the operational plan 2016-17 and associated budget, revenue policy and fees and charges should be based primarily on the direction provided in the delivery programs and long term financial plans of the former councils. i.e. the operational plan of the new council will be, as far as practicable, a composite of the existing draft plans of the former councils.

The proclamation requires new councils to apply the rating structure, rating categories and sub-categories that applied in each former council area for the 2015-16 in 2016-17.

Murrumbidgee Council Rates and Charges

The basic principle of Council rating is that it represents the process whereby Council recovers the cost of providing its services for land within the local government area. Rates and charges are Council's main source of income and are used to improve and maintain services and facilities for the community.

Rates are assessed on land parcels based on valuations provided by the NSW Valuer General. The latest valuation of the land in Murrumbidgee Council occurred recently with a base date of 1 July 2013. These valuations have been used to calculate and levy the 2016-17 ordinary rate. Council must not make rates and charges for a year which produces notional general income that exceeds the notional general income for the previous year, above the percentage approved by the Independent Pricing and Regulatory Tribunal (IPART). This is known as rate pegging.

On 4 December 2015, IPART announced that the percentage increase to apply in the 2016-17 financial year would be 1.8%. The rate peg was determined by IPART using a local government cost index and a productivity factor.

The Local Government Cost Index increased by 1.78% in the year to September 2015. IPART have made a zero adjustment to the LGCI when calculating the rate peg for 2016-17, to reflect that the change in productivity is not material (a decline of 0.05%). This resulted in a rate peg of 1.78% which was rounded to 1.8%.

Under the *Local Government Act 1993* (the Act) councils may apply to IPART for a special variation that allows them to increase their general income by more than the rate peg. These increases may be for either an increase in a single year (section 508(2)) or successive increases for up to seven years (section 508A).

Jerilderie Shire Council applied for a multi-year special variation under section 508A. The council requested increases of 10.0% in each of the years 2015-16 and 2016-17, or a cumulative increase of 21.0% over the two years, and for the increase to remain in the rate base permanently. The application was assessed and it was decided to allow the special variation as requested. Over the next 10 years, the special variation will generate revenue of \$2.78 million above the rate peg. From this additional revenue, the council proposed to spend:

- \$200,000 on reseals of urban roads
- \$421,000 on gravel resheeting of rural local roads
- \$814,000 on reseals of rural local roads, and
- \$1.35 million on rehabilitation of rural local roads

The notional general income for the previous year, 2015-16 represents what income would have been raised in 2016-17 if the same rates and charges were levied now. The notional general income for 2016-17 has been calculated as:

Murrumbidgee Council - North	Revenue \$
2015-16 Notional General Income	1,923,323
Plus Net Catchup	716
Plus 1.8% approved increase	34,619
2016-17 Notional General Income Yield	1,958,658

Murrumbidgee Council - South	Revenue \$
2015-16 Notional General Income	1,852,281
Plus Net Catchup	-799
Plus 10% approved SRV	185,228
2016-17 Notional General Income Yield	2,036,710

Rating categories and sub-categories

The *Local Government Act 1993* S493 and S514 require all land to be categorised as residential, farmland or mining. Where land does not correspond to these categories it is to be classified as business.

For 2016-17, Murrumbidgee Council (North) will levy rates in the following categories and sub-categories:

Category	Category	Category	Category
Residential	Rural Residential	Business	Farmland
			Sub-Category
			Low Intensity
			Medium Intensity
			High Intensity

For 2016-17, Murrumbidgee Council (South) will levy rates in the following categories and sub-categories:

Category	Category	Category	Category
Residential	Rural Residential	Business	Farmland
			Sub-Category
			Berriquin
			Berriquin Large
			Coleambally
			Corurgan
			River & Groundwater
			River & Groundwater Large

General Rating Information – 2016-17 Rates and Charges

The notional income for 2016-17 for Murrumbidgee North totals **\$1,958,658** and equates to an overall rate increase of 1.8%. This is comprised of the approved IPART rate pegging increase of 1.8%. The rates to apply to each rating category are shown below:

Rating Sub-Category	Number of Assessments - May 2016	Ad Valorem Rate	Minimum Amount \$	Land Value 2013 base date	Notional Income	Average Rate	% Revenue
Residential	697	0.00749594	33.00	20,889,500	\$156,587	\$224.66	8.20%
Business	93	0.00888909	33.00	3,977,400	\$35,355	\$380.16	1.85%
Rural Residential	22	0.00736204	33.00	1,907,300	\$14,042	\$638.27	0.74%
Farmland - Low	203	0.00712552	33.00	37,273,383	\$266,594	\$1,313.27	13.97%
Farmland - Medium	99	0.01222752	33.00	56,293,270	\$688,327	\$6,952.80	36.06%
Farmland - High	207	0.01788877	33.00	41,806,300	\$747,863	\$3,612.86	39.18%
TOTALS	1321			162,147,153	\$1,908,768	\$13,117.07	100%

Town Improvement Rates

In accordance with section 495 of the Local Government Act 1993 Council may make a special rate towards meeting the costs of any works, services, facilities or activities provided or undertaken by Council within any part of the Council's area. The special rate must be levied on rateable properties that, in Council's opinion will benefit, contribute or have access to the proposed works, services, facilities or activities. Council has adopted a 1.8% increase to the Town Improvement rates for the 2016/17 financial year.

Council will levy the following Town Improvement Special Rates for the 2016/17 financial year:

Location	No. Assessments	Rate in \$	Minimum	Yield
Darlington Point	448	0.00202747	\$2.00	\$33,325
Coleambally	339	0.00209264	\$2.00	\$16,564
				\$49,889

The notional income for 2016-17 for Murrumbidgee South totals **\$2,036,433** and equates to an overall rate increase of 10%. This is comprised of the approved SRV increase of 10%. The rates to apply to each rating category are shown below:

RATES									
Rate Type	Category		Assessments	Base Amount	Ad Valorem cents in \$	Base amount % Of Yield	Rate Yield		Yield % Increase
Ordinary	Farmland		81	\$ 132.00	\$ 0.585940	7.43%	\$ 143,900		9.285%
	Sub Categories								
	Berriquin		151	\$ 605.00	\$ 1.040438	19.85%	\$ 460,200		9.535%
	Berriquin Large		22	\$ 2,600.00	\$ 0.615432	36.55%	\$ 156,500		11.978%
	Coleambally		183	\$ 241.00	\$ 1.651861	8.55%	\$ 515,800		9.778%
	Corurgan		34	\$ 227.00	\$ 0.573039	5.35%	\$ 144,340		12.548%
	River & Groundwater		50	\$ 664.00	\$ 0.709873	14.30%	\$ 232,200		8.117%
	River & Groundwater Large		10	\$ 1,209.00	\$ 0.600816	7.35%	\$ 164,500		9.448%
	Business		152	\$ 214.00	\$ 0.932464	39.07%	\$ 83,257		10.295%
	Residential		383	\$ 139.00	\$ 0.883631	45.21%	\$ 117,761		10.092%
	Residential	Rural	26	\$ 254.00	\$ 0.672343	36.74%	\$ 17,975		9.999%
							\$ 2,036,433		9.867%

Land Categories

Categorisation of all rateable land in the Council area has been undertaken in accordance with the requirements of the Local Government Act 1993. Council has used the following categories of rateable land:

1. Farmland

Land used genuinely for primary production. The dominant use of the land must be for the business or industry of grazing, dairying, the growing of crops etc. The activities must have a significant and commercial purpose or character and be engaged in for the purposes of profit on continuous or repetitive basis.

By virtue of section 529(2)(a) of the Act, a sub-category may be determined according to the intensity of land use; economic factors affecting the land or irrigability of the land. Council has determined sub-categories of farmland according to the intensity of land use.

2. Residential

The Local Government Act 1993 identifies this category as property used for residential accommodation, or in the case of vacant land, property zoned for residential use under an Environmental Planning instrument. Hotels, Motels, Guesthouses, Boarding Homes or Nursing Homes are specifically excluded from this category. This category also includes rural residential land – a lower ad valorem rate (rate in the \$) applies to rural residential land.

3. Business

The Local Government Act 1993 identifies properties in this category as land that cannot be categorised in any of the other rating categories.

Payment by Instalments

The Act provides for rates to be paid either in lump sum by 31 August or by four quarterly instalments, namely:

- Instalment 1 Due 31 August
- Instalment 2 Due 30 November
- Instalment 3 Due 28 February
- Instalment 4 Due 31 May

Charges on Overdue Rates

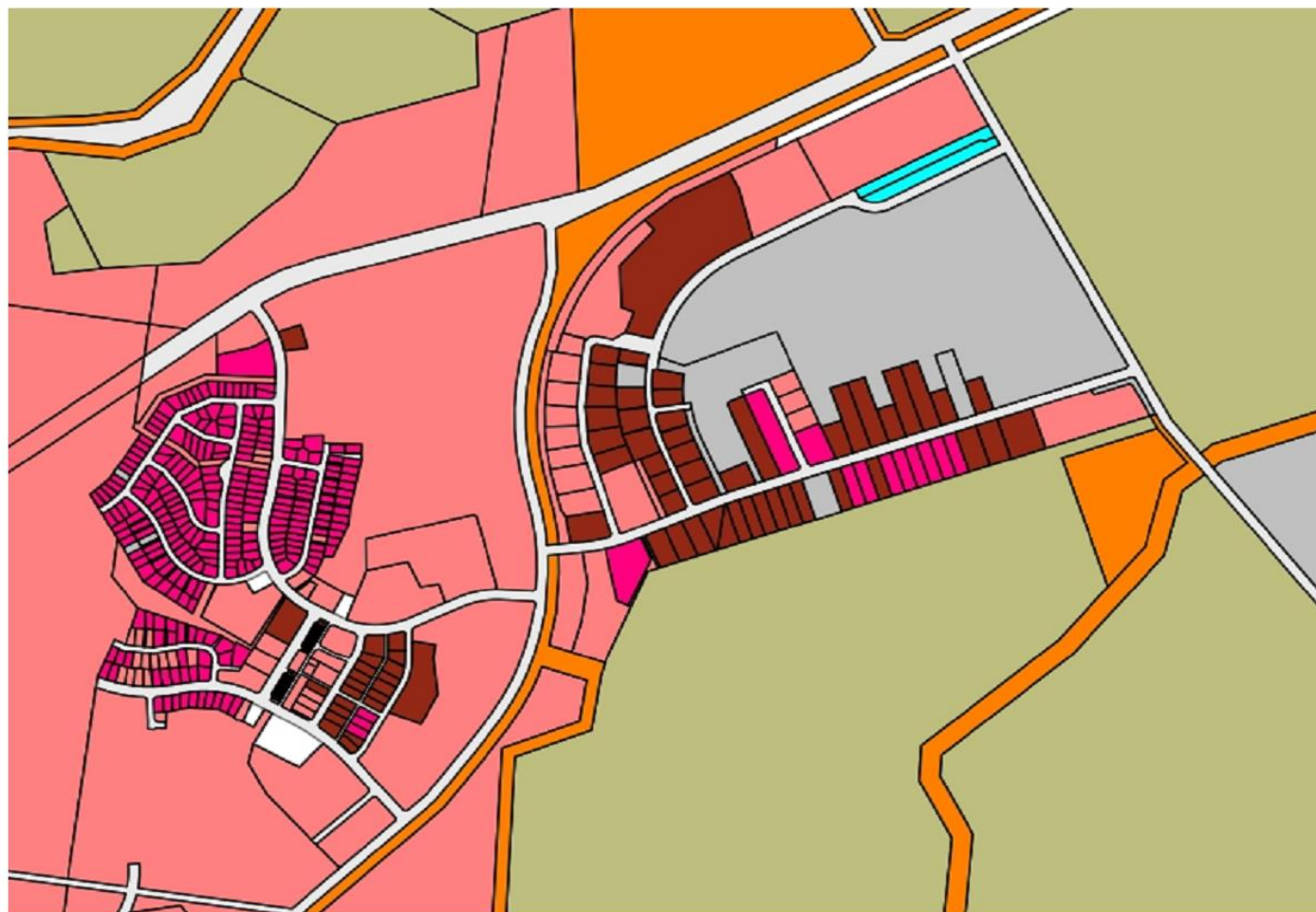
The interest rate on overdue Council rates and charges is set by Government statute and for 2016-17 the rate has been set at 8.0% (2015-16 8.5%).

Postponement of Rates

A ratepayer may apply (annually) for a postponement of rates where, in general terms, their property is being used as a single dwelling yet the land could be used for other more intensive purposes. The decision of postponement of rates is dependent upon the Valuer-General making an allowance under section 585 of the Act. The postponement of rates applies to the current owner and that concession is deemed to be lost when the property is either developed or sold. The purchaser may apply in his/her own right for postponement of future rates, but the accrued balance is due and payable within 30 days of the property being developed or sold.

Pensioner Rebates and Hardship

Eligible pensioners are entitled to a maximum rebate of \$465 per annum. This covers \$290 ordinary rates and domestic waste management charges, \$87.50 water charges and \$87.50 sewerage charges. The rebate is funded 55% by the State Government and 45% by Council for the first \$425.



- NPWS Reserve
- Rate Class
 - Blank
 - Cancelled Assessment
 - High Intensity Farmland
 - Low Intensity Farmland
 - Medium Intensity Farmland
 - Non Rateable
 - Rural Residential
- Rate Category
 - Blank
 - Business
 - Business Coly
 - Business D.Pt.
 - Residential
 - Residential Coly
 - Residential D.Pt.
- Property
- Land Features
- Road



21 Carrington Street
PO Box 5
Darlington Point NSW 2706
Phone: (02) 6960 5500
Fax: (02) 6964 4252
www.murrumbidgee.local.nsw.gov.au

Important Notice!

This map is not a precise survey document. Accurate locations can only be determined by a survey on the ground.

This information has been prepared for Council's internal purposes and for no other purpose. No statement is made about the accuracy or suitability of the information for use for any purpose (whether the purpose has been notified to Council or not). While every care is taken to ensure the accuracy of this data, neither the Murrumbidgee Shire Council nor the LPI makes any representations or warranties about its accuracy, reliability, completeness or suitability for any particular purpose and disclaims all responsibility and all liability (including without limitation, liability in negligence) for all expenses, losses, damages (including indirect or consequential damage) and costs which you might incur as a result of the data being inaccurate or incomplete in any way and for any reason.

© The State of New South Wales (Land and Property Information), © Murrumbidgee Shire Council.



True North, Grid North and Magnetic North are shown diagrammatically for the centre of the Murrumbidgee Local Government Area. Magnetic North is correct for 2008 moving easterly by 0.04° in about five years.

Important

This map was produced on the GEODESIC DATUM OF AUSTRALIA 1994 (GDA94), which has superseded the Australian Geodetic Datum of 1984 (AGD66/84). Heights are referenced to the Australia Height Datum (AHD) heights. For most practical purposes GDA94 coordinates and satellite derived (GPS) coordinates based on the World Geodetic Datum 1984 (WGS84) are the same.

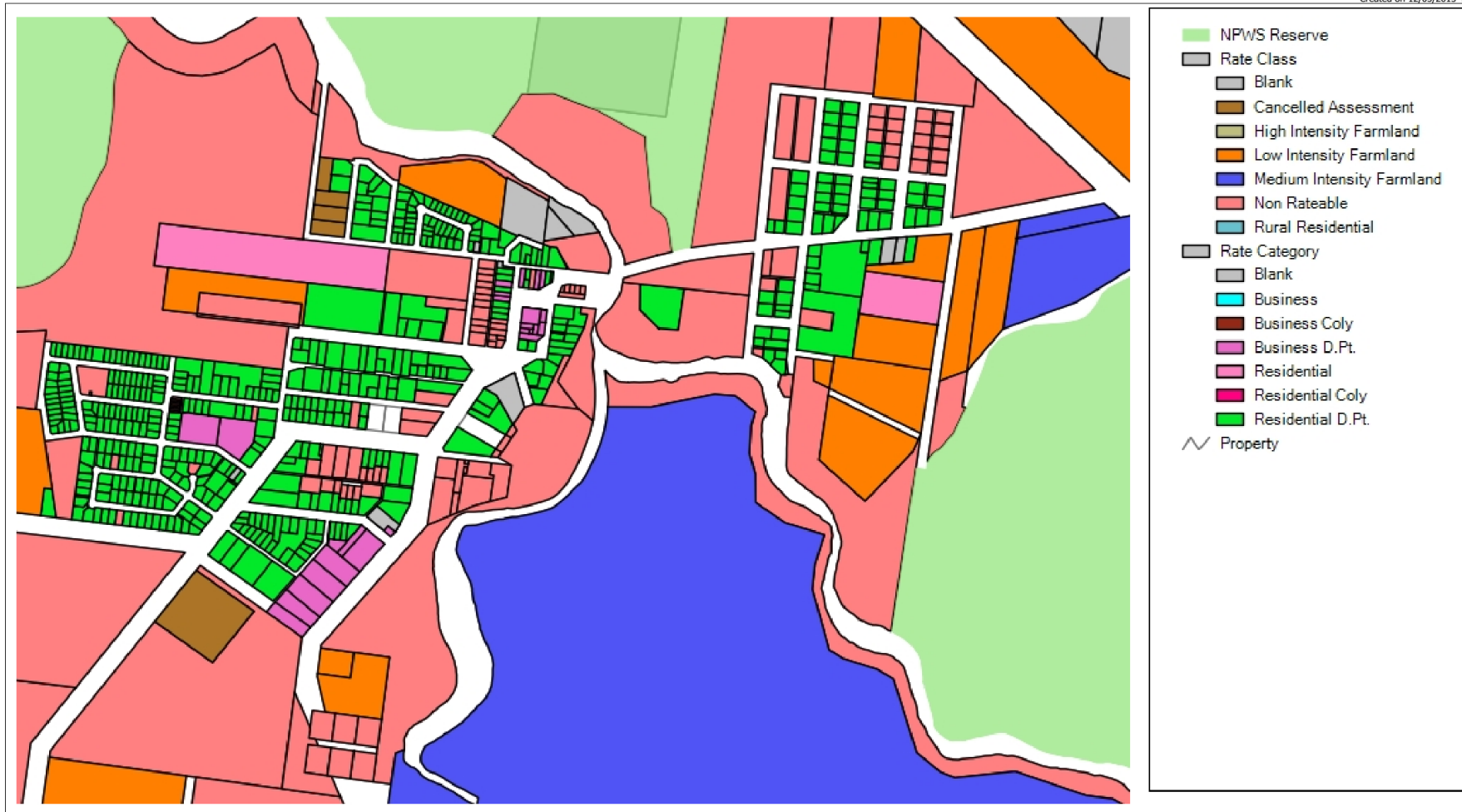
Projection: GDA94 / MGA zone 55

Date: 12/05/2015

Drawn By: Kerry Murray

Coleambally Rating Class

Map Scale: 1:16993 at A4



21 Carrington Street
PO Box 5
Darlington Point NSW 2706
Phone: (02) 6960 5500
Fax: (02) 6968 4252
www.murrumbidgee.local.gov.au
info@mp.local.gov.au

Important Notice!

This map is not a precise survey document. Accurate locations can only be determined by a survey on the ground.

This information has been prepared for Council's internal purposes and for no other purpose. No statement is made about the accuracy or suitability of the information for use for any purpose (whether the purpose has been notified to Council or not). While every care is taken to ensure the accuracy of this data, neither the Murrumbidgee Shire Council nor the LPI makes any representations or warranties about its accuracy, reliability, completeness or suitability for any particular purpose and disclaims all responsibility and all liability (including without limitation, liability in negligence) for all expenses, losses, damages (including indirect or consequential damage) and costs which you might incur as a result of the data being inaccurate or incomplete in any way and for any reason.

© The State of New South Wales (Land and Property Information), © Murrumbidgee Shire Council.



True North, Grid North and Magnetic North are shown diagrammatically for the centre of the Murrumbidgee Local Government Area. Magnetic North is correct for 2008 moving easterly by 0.04° in about five years.

Important

This map was produced on the GEODESIC DATUM OF AUSTRALIA 1994 (GDA94), which has superseded the Australian Geodesic Datum of 1984 (AGD66/84). Heights are referred to the Australian Height Datum (AHD) heights. For most practical purposes GDA94 coordinates and satellite derived (GPS) coordinates based on the World Geospatial Datum 1984 (WGS84) are the same.

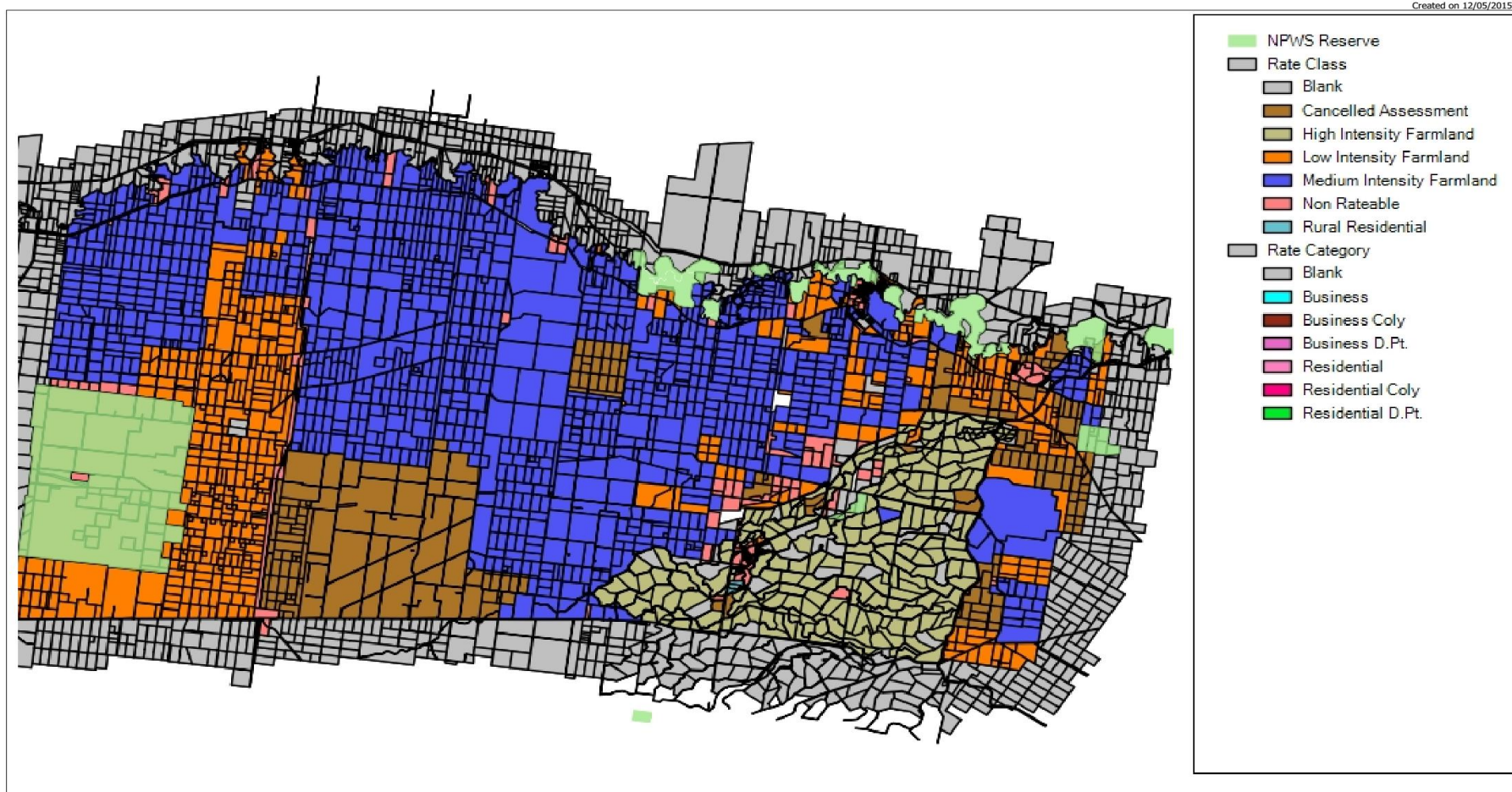
Projection: GDA94 / MGA zone 55

Date: 12/05/2015

Drawn By: Kerry Murray

Darlington Point Rating Class

Map Scale: 1:15762 at A4



21 Carrington Street
PO Box 5
Darlington Point NSW 2706
Phone: (02) 6960 5500
Fax: (02) 6968 4252
www.murrumbidgee.local.nsw.gov.au

Important Notice!

This map is not a precise survey document. Accurate locations can only be determined by a survey on the ground.

This information has been prepared for Council's internal purposes and for no other purpose. No statement is made about the accuracy or suitability of the information for use for any purpose (whether the purpose has been notified to Council or not). While every care is taken to ensure the accuracy of this data, neither the Murrumbidgee Shire Council nor the LPI makes any representations or warranties about its accuracy, reliability, completeness or suitability for any particular purpose and disclaims all responsibility and all liability (including without limitation, liability in negligence) for all expenses, losses, damages (including indirect or consequential damage) and costs which you might incur as a result of the data being inaccurate or incomplete in any way and for any reason.

© The State of New South Wales (Land and Property Information), © Murrumbidgee Shire Council.



Important

This map was produced on the GEODETIC DATUM OF AUSTRALIA 1994 (GDA94), which has superseded the Australian Geodetic Datum of 1984 (AGD66/84). Heights are referenced to the Australia Height Datum (AHD) heights. For most practical purposes GDA94 coordinates and satellite derived (GPS) coordinates based on the World Geodetic Datum 1984 (WGS84) are the same.

True North, Grid North and Magnetic North are shown diagrammatically for the centre of the Murrumbidgee Local Government Area. Magnetic North is correct for 2008 moving easterly by 0.04° in about five years.

Projection: GDA94 / MGA zone 55

Date: 12/05/2015

Drawn By: Kerry Murray

Murrumbidgee Shire Rating Class

Map Scale: 1:478759 at A4

Legend:

Residential



Business



Rural Residential



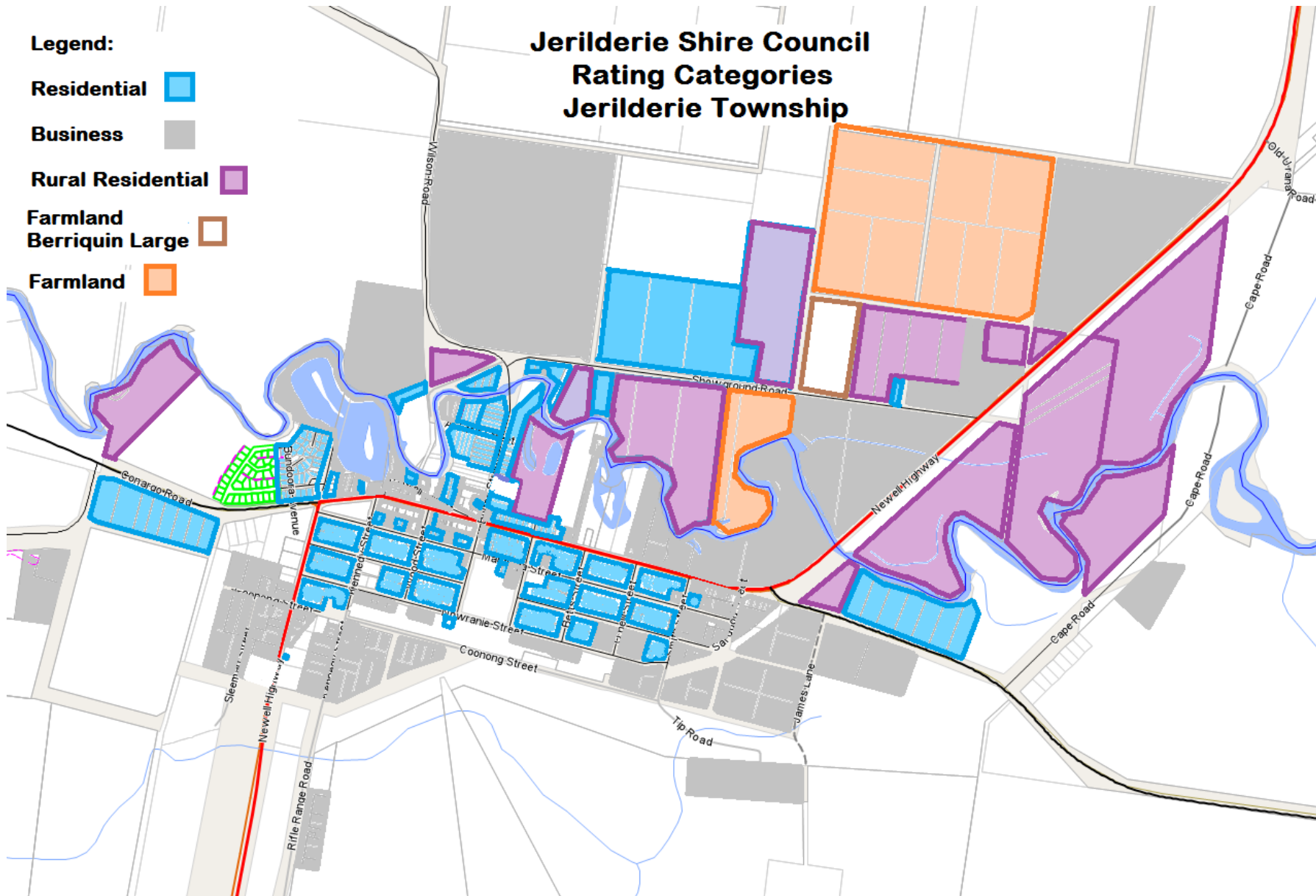
**Farmland
Berriquin Large**



Farmland



**Jerilderie Shire Council
Rating Categories
Jerilderie Township**



Water Charges - potable

Water charges are levied under the provisions of the Local Government Act to collect revenue from the property owners who actually benefit from the availability or use of Council's water supply and comprise:

- Residential and Non Residential properties* that are connected to a Council Water Supply System and supplied with water from that system.
- Vacant land situated within 225 metres of a Council water main whether or not the property is connected to Council's water supply provided it is possible to supply water to the property if requested.

Water access charges - potable or recycled networks – Murrumbidgee North

Meter Size	Access Charge 2015-16	Access Charge 2016-17	% Change	No of Assess - May 2016	Projected Income 2016-17
20mm/additional	\$195	\$200	5.0%	782	\$156,400
25mm	\$305	\$320	5.0%	22	\$7,040
32mm	\$325	\$340	5.0%	1	\$340
40mm	\$367	\$385	5.0%	3	\$1,155
50mm	\$410	\$430	5.0%	15	\$6,450
100mm	\$452	\$475	5.0%	3	\$1,425
				826	\$172,810
Less Council Rebates Projected					\$4,961
					\$167,849

The water consumption charges are based on a two tiered system with the first tier covering basic household water consumption of 125kl per quarter. The water supply charge is set to cover asset replacement and recurrent costs. For 2016-17 Council will apply an increase of 5.0% as per the table above.

To avoid any doubt, a water access charge is levied on all units or dual occupancy properties (whether strata subdivided or not) as provided under Best-Practice Management of Water Supply and Sewerage Guidelines. Where a property has more than one, separate occupancy (eg a granny flat) an additional 20mm access charge will be levied per occupancy.

Access charges are levied for each water supply system available to a property. Land which is exempt from the payment of ordinary rates (pursuant to Sections 555 or 556 Local Government Act 1993) is not exempt from these charges as the charge is limited to the cost of providing the service to the land (Section 503(2)).

Water Consumption Charges - potable water – Murrumbidgee North

Type	Consumption charge 2015-16	Consumption charge 2016-17	% Change	Billable Kilolitres Consumed	Projected Income 2016-17
First Tier 0-125kls	\$0.40	\$0.42	5%	105,086	44,136
Second Tier 126kls and above	\$0.60	\$0.63	5%	404,011	254,527
Third Tier >201	N/A	N/A			
				509,097	298,663

Water consumption charges, will be issued separately in four quarterly accounts.

For properties classified as non-rateable in accordance with Section 555 and 556 of the Act, the charge shall be set at \$0.42 per kilolitre for the year ending 30 June 2017.

Water access charges - potable or recycled networks – Murrumbidgee South

Charge	Category	Assessments	Annual Charge	Charge Yield	Yield % Increase
Water Local	20mm Filtered Access	505	\$ 260	\$ 131,300	
	25mm Filtered Access	5	\$ 401	\$ 2,005	
	32mm Filtered Access	17	\$ 652	\$ 11,084	
	80mm Filtered Access	1	\$ 3,986	\$ 3,986	
	Raw Water Access	509	\$ 378	\$ 192,402	
				\$ 340,777	7.292%

Water usage charges are included in “Fees and Charges’ section under Administration & Engineering

Individual metering - units

Since 2007, under Best-Practice Management of Water Supply and Sewerage Guidelines, all new units are required to be metered and billed individually.

Sewerage Charges

Sewerage charges are structured in accordance with Section 409 of the Act and are levied under the provisions of the Local Government Act to collect revenue from property owners who actually benefit from the availability or use of a Council sewerage system and comprise:-

- Residential and non-residential properties that are connected to a Council sewer mains.
- Vacant land situated within 75 metres of a Council sewer main whether or not the property is connected, provided that, it is possible to connect the property to the sewer main if requested.

Best-practice sewerage pricing involves a uniform annual sewerage bill for residential customers. For non-residential customers an appropriate sewer usage charge is required for the estimated volume discharged to the sewerage system, together with an access charge based on the capacity requirements that their loads place on the system relative to residential customers.

Residential Sewerage Access Charges

Sewerage Access Charges – Murrumbidgee North

Sewerage access charges will increase by 5% for 2016-17 in accordance with the following table:

Location	Access Charge 2015-16	Access Charge 2016-17	% Change	No of Assess - May 2016	Projected Income 2016-17
Darlington Point	\$375	\$395	5%	441	\$174,195
Darlington Point – 2 services	\$750	\$790	5%	1	\$790
Coleambally	\$299	\$315	5%	283	\$89,145
Coleambally – 2 services	\$598	\$630	5%	1	\$630
				726	\$264,760
				Less Rebates Projected	\$4,961
					259,799

All units (whether strata title or not) are levied the sewerage access charge in accordance with the table above. Where a property has more than one separate occupancy (eg a granny flat), excluding non-rateable properties, an additional charge shall be levied per occupancy. This complies with the requirements under the Best-Practice Management of Water Supply and Sewerage Guidelines

In accordance with Section 501(1) of the Local Government Act 1993 Council will levy the following annual charges for sewer services:

Category	No of Assess - May 2016	Charge 2015-16	Charge 2016-17	% Change	Yield
<u>Darlington Point</u>					
Church Buildings	2	\$31	\$33	5%	\$66
Multiple Units	4	\$180	\$190	5%	\$760
Non Rateable Properties	20	\$375	\$395	5%	\$7,900
<u>Coleambally</u>					
Church Buildings	3	\$40	\$42	5%	\$126
Multiple Units	19	\$145	\$152	5%	\$2,888
Non Rateable Properties	22	\$299	\$315	5%	\$6,930
TOTALS	70				\$18,670

Sewerage Access Charges – Murrumbidgee South

Sewerage Local	20mm Access Charge	434	\$ 480	\$ 208,320	
	25mm Access Charge	4	\$ 760	\$ 3,040	
	32mm Access Charge	16	\$ 1,280	\$ 20,480	
				\$ 231,840	0.121%

Stormwater Management Charge – Murrumbidgee South

		Assessments	Annual Charge	Charge Yield
Stormwater Management	Urban Stormwater	435	\$25	\$10,785

Domestic Waste Management – Murrumbidgee North

Council's annual charge for domestic waste management services applies to each occupied residential unit which includes dwellings and each separate occupancy in any flat, townhouse, duplex, dual occupancy, including non rateable residential premises. It does not include service for a secondary dwelling (as defined in the Environmental Planning and Assessment Act 1979) which are charged as an additional service. For the 2016-17 financial year the domestic waste management charge will increase by 5% from the 2015-16 charges. Waste management charges must covering operating costs, including tip rehabilitation.

Type	No. Services May 2016	Domestic Waste Charge 2015-16	Domestic Waste Charge 2016-17	% Change	Projected Income 2015-16
Domestic Waste Management Charge	854	\$120	\$126	5%	\$107,604
Additional Service	79	\$60	\$63	5%	\$4,977
Domestic Waste - Recycling	797	\$120	\$126	5%	\$100,422
	1730				\$213,003
				Less Rebate	5,953
					\$207,050

Individual Servicing

The charge is based on the cost of providing the service. The charge reflects the reasonable operating and planning costs in providing the following services:

- weekly collection, removal and disposal of waste 240L mobile garbage bin
- fortnightly collection and removal of 240L bin of household recyclables

Waste Management – Actual Use

In accordance with Section 502 of the Local Government Act Council adopted to levy the following charges on industrial properties that utilise Council tips for the dumping of large quantities of waste, which is an increase of 5% on the 2015/2016 charges.

Type	No. Assess – March 2015	Business Waste Charge 2015-16	Business Waste Charge 2016-17	% Change	Number of services May 2016	Projected Income 2016-17 (GST inclusive)
Industrial Waste charge	1	\$1,900	\$1,995	5%	1	\$1,995
					1	\$1,995

Domestic Waste Management – Murrumbidgee South

		Assessments	No of bins	Charge per unit	Charge Yield	Yield % increase
Waste Management	Domestic - Urban Collection	373	391	\$ 183.00	\$ 71,553	
	Domestic - Vacant land	19	19	\$ 45.00	\$ 855	
	Business - Collection	84	140	\$ 183.00	\$ 25,620	
	Business - Vacant land	48	48	\$ 45.00	\$ 2,160	
					\$ 100,188	1.375%

Rubbish Tip Fees – Murrumbidgee North

Council has adopted to charge the following (GST Inclusive) rubbish tip fees on rural ratepayers for the use of Council tips. Subject to the following conditions:

- town residents to dump from car boot, sulo bin, utility truck or box trailer free of charge: and
- car boot or sulo bin annual charge to only be available to Murrumbidgee Council Rural Ratepayers.

Operation of the landfill site is under review. The charges will remain in place, subject to a future report being presented to Council.

Category	Charge 2015-16	Charge 2016-17	% Change
Car boot or sulo bin	\$4.00	\$4.00	0%
Utility or box trailer	\$7.00	\$7.00	0%
Bogie trailer or truck under 2t	\$22.00	\$22.00	0%
Large Truck	\$70	\$70.00	0%
Semi-Trailer	\$145	\$145.00	0%
Car bodies	\$30.00	\$30.00	0%
Car boot or sulo bin annual charge	\$125.00	\$125.00	0%

Tyre Muster

Council is now accepting tyres from Murrumbidgee Council residents at the Darlington Point waste disposal site subject to the payment of the appropriate charges(GST Inclusive) as set out below:-

Tyre	Charge 2015-16	Charge 2016-17	% Change
Car	\$3.50	\$3.50	0%
Light Truck	\$7.50	\$8.00	0%
Truck	\$12.00	\$14.00	0%
Motor Cycle	\$2.00	\$2.50	0%
Grader	\$60.00	\$65.00	0%
Super single	\$25.00	\$27.00	0%
Earthmover – small (< 1m diameter)	\$65.00	\$69.00	0%
- medium (< 1.5m diameter)	\$150.00	\$155.00	0%
- large	\$275.00	\$285.00	0%
Bobcat	\$10.00	\$11.00	0%
Tyres with rims	Extra \$3.00	extra \$3.50	0%

Water and Sewerage Dividend

Section 409 (6) of the Act enables Council to declare a dividend from the water and sewerage businesses. At this time no dividend is proposed for 2016-17 from either business.

Borrowing Policy

Council has no planned borrowings for 2016-17.

Sundry Debtors

The Act is silent in respect to charging interest on outstanding sundry debtor accounts.

Pricing Policy

Council's pricing policy with respect to the fees and charges it makes has to take into account the greatest good to the community as well as market pressures. The pricing philosophy is designed to meet the needs of the community in that, whilst it is generally one of market pricing, it is flexible enough to provide for community service obligations. The market pricing philosophy can sometimes be incorrectly perceived as just passing on excessive costs to ratepayers. The real effect of the philosophy is a strong discipline on Council to bring its costs and prices into line with market rates. The effect is to promote cost efficiencies throughout all of Council's operations for the benefit of the community. In this respect, Council has developed four pricing types to meet operational requirement as follows:

A. Subsidised or Community Services Obligation

To provide facilities, services or goods for members of the community who may not be able to afford full cost recovery, or the market rate for them. These may be covered by cross subsidisation (use of general revenue) or by specific purpose funding. This pricing policy is applied when either (a) it is known that the customers are unable to pay but should nonetheless have access to the services on social justice ground, or (b) it is impractical to start collecting more given the historical development of the facility, service or good.

B. Determined by Legislation

The price is set by legislation (usually State Government legislation) and Council does not have the opportunity to vary the cost. Not all costs have been advised for 2016-17. The fees and charges currently default to the 2015-16 charge and will be updated when Council is advised of any changes for 2016-17.

C. Market

To provide facilities, services or goods for customers at a price that enables Council to make a profit or to reduce losses of the services to keep them financially viable.

D. Cost Recovery

To provide facilities, services or goods for customers at the actual cost of providing them where the cost is less than market rates. This pricing policy is applied when it is known that customers are willing and able to meet cost recovery, but it is viewed as inappropriate for a public authority to seek to profit from it.

Statement of Rates to be Charged For Carrying Out Of Private Works By Council.

In accordance with 567 (1) of the Local Government Act 1993 Council may by agreement with the owner or occupier of any private land carry out on the land any kind of work that may be lawfully carried out on the land. The rates that have been set by Council are set to recover the estimated cost to Council in providing the works on private land. The amounts adopted for private works are set out below.

Component	Charge 2016-17
Plant Hire Rates	Cost plus 20%
Additional Labour	Cost plus 20%
Stores and Materials	Actual costs plus 15% for overheads

Schedule of Fees

Council's schedule of fees is detailed below in the Revenue Policy.

Schedule of Fees and Charges 2016-17

Murrumbidgee North – Administration Fees

		2015-16 fee (Previous financial year) GST inclusive	2016-17 fee GST inclusive	Fee basis	GST Yes/No	Fee type
ADMINISTRATION						
Section 603 Certificates						
	<i>Normal S603</i>	\$75.00	\$75.00		No	B
	Urgency Fee (Within 48hrs)	\$20.00	\$20.00		No	D
Sundry Admin Activities	Returned Cheque Fee	\$30.00	\$30.00		No	D
GIPPA Applications Formal	Individual – Fee including first hour	\$30.00	\$30.00	Per hour	No	D
	Individual – Fee thereafter (per hour)	\$30.00	\$30.00	Per hour	No	D
GIPPA Applications In Formal	Subsequent Copies – refer to photocopying charges					
	GIPAA - Informal Access Information if produced on CD	\$21.40	\$21.40	Per CD	No	D
	Business Papers, Minutes, Management Plan and Annual Reports	No charge	No charge		No	D
Valuation Properties Lists	Supply of Extract from Valuation Book	\$10.50	\$10.50		Yes	B
	Valuation Ownership Enquiry (Written Advice)	\$12.50	\$12.50		Yes	B
	Rate Enquiry Fee - per Property (Written Response)	\$25.00	\$25.00		Yes	B
	- plus \$16 / 15 min staff time					
Valuation Properties Lists	- 1 month	\$50.00	\$50.00		Yes	B
	- 6 months	\$100.00	\$100.00		Yes	B
	- 12 months	\$200.00	\$200.00		Yes	B
Computer sales advice	- per property	\$5.00	\$5.00		Yes	B
	- up to 250 properties printed	\$25.00 + \$16.00/15 mins staff time	\$25.00 + \$16.00/15 mins staff time		Yes	B
	- 251 or more properties printed	No. of properties/5 x \$1 + \$16	No. of properties/5 x \$1 + \$16		Yes	B
Copies of Council and Non-Council Maps & Documents	Computer Plan per single sheet	\$7.70	\$7.70		Yes	B
	- Photocopies per single A3 sheet	\$1.10	\$1.10		Yes	B
	- Photocopies A4 sheet up to 10 copies	\$0.45	\$0.45		Yes	B

Schedule of Fees and Charges 2016-17

Merged Statutory Fees and Administration Fees

		2015-16 fee (Previous financial year) GST inclusive	2016-17 fee GST inclusive	Fee basis	GST Yes/No	Fee type
Sundry Administration Activities (cont...)	Photocopies A4 sheet over 10 copies	\$0.20	\$0.20		Yes	B
	Administration Staff (per hr - 15 minimum	\$33.00	\$33.00		Yes	D
	Professional / Technical Advice	\$88.00	\$88.00		Yes	D
	Facsimile Cost	\$2.20	\$2.20		Yes	D
	Internet Usage	\$3.30	\$3.30		Yes	D
Shops/Offices Rentals	Council Office Rental - per day	\$36.00	\$36.00		Yes	D
	- per half day	\$18.00	\$18.00		Yes	D

Schedule of Fees and Charges 2016-17

Merged Statutory Fees and Administration Fees

Companion Animals						
Lifetime Registration	Assistance animal	No charge	No charge	Per animal	No	B
	Not de-sexed	\$188	\$192	Per animal	No	B
	De-sexed	\$51	\$52	Per animal	No	B
	Pensioner with de-sexed dog	\$20	\$21	Per animal	No	B
	Breeder	\$51	\$52	Per animal	No	B
Health Inspection Fees	Food Premise Inspection Fee	\$165.00	\$165.00	Per inspection	No	D
	Improvement Notice – Administration Fee	\$165.00	\$165.00		No	D
	Hairdresser/Beauty Salon/Skin Penetration or similar	\$165.00	\$165.00	Per inspection	No	D
Itinerant Food Vendors	Limited approval up to one week		\$75.00			D
	Annual Approval		\$257.00			D
Private Swimming Pool Inspections	NSW Swimming Pool Register	\$10.00	\$10.00		No	B
	Application for certificate of compliance for swimming pool including inspection	\$150.00	\$75.00		No	B
	2nd inspection	\$100.00	\$100.00		No	B
Public Swimming Pools	Fees for inspection of pool water quality (public pools only) under Public Health Act	\$150 plus sampling costs	\$150 plus sampling costs		No	B
	Resuscitation Charts		\$30.00		No	D
Water Sampling	Rain Water Tank Sampling & Analysis (Microbiology)	\$308.00	\$308.00		No	D
Septic Tank Installations	Septic (OSSMS) application	\$120.00	\$120.00		No	D
	Septic (OSSMS) registration	\$25.00	\$25.00		No	D
	Septic (OSSMS) inspection (Compliance Certificate)	\$110.00	\$110.00		No	D
Development Application Fees	Minor Works in Heritage Precinct or Signage		\$75.00		No	B
	Up to \$5,000	\$110.00	\$110.00		No	B
	\$5,001 - \$50,000	\$170 + \$3 for each \$1,000 above \$5k	\$170 + \$3 for each \$1,000 above \$5k		No	B

Schedule of Fees and Charges 2016-17

Merged Statutory Fees and Administration Fees

	\$50,001 - \$250,000	\$352 + \$3.64 for each \$1,000 above \$50k	\$352 + \$3.64 for each \$1,000 above \$50k		No	B
	\$250,001 - \$500,000	\$1160 + \$2.34 for each \$1,000 above \$250k	\$1160 + \$2.34 for each \$1,000 above \$250k		No	B
	\$500,001 - \$1,000,000	\$1745 + \$1.64 for each \$1000 above \$500k	\$1745 + \$1.64 for each \$1000 above \$500k		No	B
	\$1,000,001 - \$10,000,000	\$2615 + \$1.44 for each \$1000 above \$1,000K	\$2615 + \$1.44 for each \$1000 above \$1,000K		No	B
	More than \$10,000,000	\$18,875 + \$1.19 for each \$1000 above \$10,000k	\$18,875 + \$1.19 for each \$1000 above \$10,000k		No	B
Integrated/Designated/Advertised Development	LEP Amendment (Rezoning etc)	At full cost to developer or land owner	At full cost to developer or land owner		No	B
	Integrated approvals – fee for concurring authority (per approval)	320.00	320.00		No	B
	Development Application Advertising Fees	600.00	600.00		No	D
	Designated Development Advertising Fees	1600.00	2200.00		No	D
	Advertised Development Advertising Fees		1105.00			
	Prohibited Development Advertising Fees		1105.00			
	Long Service Levy (only on construction valued at \$25,000 and over)	0.35% of estimated cost of development	0.35% of estimated cost of development		No	D
Modification of consent under Section 96	(1)Section 96(1)		\$71.00		No	B
	(1A) Section 96(1A)		\$645 or 50% of the fee for the original development whichever is the lesser amount		No	B
	(2) Section 96(2)(a) if the fee for the original application was less than \$100		50% of the fee for the original development application		No	B
	(b) if the fee for the original application was \$100 or more (i) in the case of an application with respect to a development application that does not involve the erection of a building, the carrying out of a work or the demolition of a work or building		50% of the fee for the original development application		No	B

Schedule of Fees and Charges 2016-17

Merged Statutory Fees and Administration Fees

(ii) in the case of an application with respect to a development application that involves the erection of a dwelling-house with an estimated cost of construction of \$100,000 or less		\$190.00		No	B
(iii) in the case of an application with respect to any other development application, as set out in the table following: Up to \$5,000		\$55.00		No	B
\$5001 - \$250,000	\$85.00 plus additional \$1.50 for each \$1,000 (or part of \$1,000) of the estimated cost	\$85.00 plus additional \$1.50 for each \$1,000 (or part of \$1,000) of the estimated cost		No	B
\$250,001 - \$500,000	\$500 plus additional \$0.85 for each \$1,000 (or part of \$1,000) by which the estimated cost exceeds \$250,000	\$500 plus additional \$0.85 for each \$1,000 (or part of \$1,000) by which the estimated cost exceeds \$250,000		No	B
\$500,001 - \$1,000,000	\$712 plus additional \$0.50 for each \$1,000 (or part of \$1,000) by which the estimated cost exceeds \$500,000	\$712 plus additional \$0.50 for each \$1,000 (or part of \$1,000) by which the estimated cost exceeds \$500,000		No	B
\$1,000,001 - \$10,000,000	\$987 plus additional \$0.27 for each \$1,000 (or part of \$1,000) by which the estimated cost exceeds \$1,000,000	\$987 plus additional \$0.27 for each \$1,000 (or part of \$1,000) by which the estimated cost exceeds \$1,000,000		No	B
More than \$10,000,000	\$4,737 plus an additional \$0.027 for each \$1,000 (or part of \$1,000) by which the estimated cost exceeds \$10,000,000	\$4,737 plus an additional \$0.027 for each \$1,000 (or part of \$1,000) by which the estimated cost exceeds \$10,000,000		No	B
An additional fee is payable for development to which clause 115(1A) applies		\$760.00		No	B
Application to vary a development standard		At cost to developer		No	B

Schedule of Fees and Charges 2016-17

Merged Statutory Fees and Administration Fees

	Fee for review of decision to reject a development application		\$55.00 - if the estimated cost of the development is less than \$100,000 \$150 – if the estimated cost of the development is \$100,000 or more and less than or equal to \$1,000,000 \$250 – if the estimated cost of the development is more than \$1,000,000		No	B
Request for review of Determination Section 82A(3)	(a)The maximum fee for a request for a review of a determination under Section 82A(3) of the Act is		\$71.00		No	B
	(i)In the case of a request with respect to a development application that does not involve the erection of a building, the carrying out of work or the demolition of a work or building		50% of the fee for the original development application		No	B
	(ii) In the case of an application with respect to a development application that involves the erection of a dwelling-house with an estimated cost of construction of \$100,000 or less		\$190.00		No	B
	(iii) In the case of an application with respect to any other development application, as set out in the table following: Up to \$5,000		\$55.00		No	B
	\$5,001 - \$250,000	\$85.00 plus additional \$1.50 for each \$1,000 (or part of \$1,000) of the estimated cost	\$85.00 plus additional \$1.50 for each \$1,000 (or part of \$1,000) of the estimated cost		No	B
	\$250,001 - \$500,000	\$500 plus additional \$0.85 for each \$1,000 (or part of \$1,000) by which the estimated cost exceeds \$250,000	\$500 plus additional \$0.85 for each \$1,000 (or part of \$1,000) by which the estimated cost exceeds \$250,000		No	B
	\$500,001 - \$1,000,000	\$712 plus additional \$0.50 for each \$1,000 (or part of \$1,000) by which the estimated cost exceeds \$500,000	\$712 plus additional \$0.50 for each \$1,000 (or part of \$1,000) by which the estimated cost exceeds \$500,000		No	B

Schedule of Fees and Charges 2016-17

Merged Statutory Fees and Administration Fees

	\$1,000,001 - \$10,000,000	\$987 plus additional \$0.27 for each \$1,000 (or part of \$1,000) by which the estimated cost exceeds \$1,000,000	\$987 plus additional \$0.27 for each \$1,000 (or part of \$1,000) by which the estimated cost exceeds \$1,000,000		No	B
	More than \$10,000,000	\$4,737 plus an additional \$0.027 for each \$1,000 (or part of \$1,000) by which the estimated cost exceeds \$10,000,000	\$4,737 plus an additional \$0.027 for each \$1,000 (or part of \$1,000) by which the estimated cost exceeds \$10,000,000		No	B
Section Certificates	Section 149(2) Certificate (per lot – up to 5 lots)	53.00	53.00		No	B
	Section 149 (2) Certificate (6 lots plus)	318 plus \$10 per additional lot	318 plus \$10 per additional lot		No	B
	Section 149 (2) &(5) Certificate (per lot – up to 5 lots)	133.00	133.00		No	B
	Section 149 (2)&(5) Certificate (6 lots plus)	\$503 plus \$20.00 per each additional lot	\$503 plus \$20.00 per each additional lot		No	B
	Sewerage Diagram	30.00	30.00		No	D
	Section 735A LGA	53.00	53.00		No	B
	Section 121ZP & EP&A Act	53.00	53.00		No	B
	Administration Charge upon refund	15.00	15.00		No	B
	Urgency Fee (within 3 working days of application)	100.00	100.00		No	B
	Reprint of S149 Certificate	26.00	26.00		No	D
Section 149B Building Certificates (For Buildings which are lawfully erected) (clause 260)	Building Certificate under Section 149B of the EP&A Act Dwellings and Class 10 Buildings	\$250.00	\$250.00		No	D
	Non Dwellings not exceeding 200 sq/m	\$250.00	\$250.00		No	D
	Non Dwelling exceeding 200 sq/m but not exceeding 2,000 sq/m	\$250.00 plus \$0.50 per sq/m for each sq/m over 200	\$250.00 plus \$0.50 per sq/m for each sq/m over 200		No	D
	Non dwelling exceeding 2,000 sq/m		\$1,165, plus an additional 7.5cents per sq/m over 2,000 sq/m		No	D
	Any part of a building which does not otherwise have a floor area	\$250.00	\$250.00		No	D
Section 149B Building Certificates (For Buildings which are not lawfully erected)	Additional Building Certificate Inspection		\$110.00		Yes	D
	Copy of a Building Certificate		\$10.00		No	D
	Process variations to Building Code of Australia – Administration Charge		\$300.00			

Schedule of Fees and Charges 2016-17

Merged Statutory Fees and Administration Fees

Sub-Division Fees	Involving the opening of a public road	\$665 plus \$65 for each additional lot created by the subdivision	\$665 plus \$65 for each additional lot created by the subdivision		No	D
	Not involving the opening of a public road	\$330 plus \$53 for each additional lot created by the subdivision	\$330 plus \$53 for each additional lot created by the subdivision		No	D
	Strata subdivision	\$330 plus \$65 for each additional lot created by the subdivision	\$330 plus \$65 for each additional lot created by the subdivision		No	D
	Release of Subdivision Certificate	\$80.00	\$95.00		No	D
	Reinspection of Work Fee		\$100.00		Yes	D
Amendment to Local Environmental Plan Sundry Town Planning Activities (GST Free)			At cost to applicant			
	Amendment to LEP					
	Clause 4.6 Director General's Concurrence Fee	\$320.00	\$320.00		No	D
	Application for Advertising Structures	\$75.00	\$75.00		No	D
	Search Fee General Fee	Actual Cost \$55 minimum	Actual Cost \$55 minimum		No	D
	Estimated Cost					
Construction Certificates and Complying Development Certificates	Up to \$5,000		\$100.00 plus \$6.00 for each \$1,000 (or part thereof) of the estimated cost		Yes	D
	\$5,001 - \$250,000	\$100 plus \$5.00 for each \$1,000 (or part of \$1,000) of the estimated cost which exceeds \$5,000	\$130 plus \$4.00 for each \$1,000 (or part of \$1,000) of the estimated cost which exceeds \$5,000		Yes	D
	\$250,000 - \$500,000	\$1,325 plus \$4.00 for each \$1,000 (or part of \$1,000) by which the estimated cost exceeds \$250,000	\$1,325 plus \$4.00 for each \$1,000 (or part of \$1,000) by which the estimated cost exceeds \$250,000		Yes	D
	\$500,001 - \$1,000,000	\$2,325 plus \$3.00 for each \$1,000 (or part of \$1,000) by which the estimated cost exceeds \$500,000	\$2,325 plus \$3.00 for each \$1,000 (or part of \$1,000) by which the estimated cost exceeds \$500,000		Yes	D

Schedule of Fees and Charges 2016-17

Merged Statutory Fees and Administration Fees

	\$1,000,001 - \$10,000,000	\$3,825 plus \$1.00 for each \$1,000 (or part of \$1,000) by which the estimated cost exceeds \$1,000,000	\$3,825 plus \$1.00 for each \$1,000 (or part of \$1,000) by which the estimated cost exceeds \$1,000,000		Yes	D
	More than \$10,000,000	\$12,825 plus \$0.50 for each \$1,000 (or part of \$1,000) by which the estimated cost exceeds \$10,000,000	\$12,825 plus \$0.50 for each \$1,000 (or part of \$1,000) by which the estimated cost exceeds \$10,000,000		Yes	D
	Amendments to Construction Certificate	50% of the CC fee for the project	50% of the CC fee for the project			
	Works not involving erection of building or carrying out of works, the subdivision of land or the demolition of a building work		\$285.00			
Principal Certifying Authority Inspection	Per Inspection	\$110.00	\$110.00			
Complying Development Certificate	Complying Development Certificate					
	Project less than \$5,000		\$110.00			
	Project \$5,001 - \$100,000		\$110.00 plus an additional \$5.00 for each \$1,000 (or part thereof) of the estimated cost over \$5,000			
	Project \$100,001 - \$250,000		\$585.00 plus an additional \$3.50 for each \$1,000 (or part thereof) of the estimated cost over \$100,000			
	Project more than \$250,000		\$1,110 plus an additional \$2.00 for each \$1,000 (or part thereof) of the estimated cost over \$250,000			
	Amendments to Complying Development Certificate	50% of the CDC fee for the project	50% of the CDC fee for the project			
	Compliance Certificate Inspection		\$110.00			
	Administration fee for construction, compliance, occupation and complying development certificates		\$36.00			
Occupation Certificate Fees	Occupation Certificate (interim and final)	\$110.00	\$110.00		No	B

Schedule of Fees and Charges 2016-17

Merged Statutory Fees and Administration Fees

Building Control – Sundry Activities (GST Free)	Application for approval of temporary building	\$150.00	\$150.00		No	B
	Application for inspection of dwelling to be re-sited – fee + \$2.00 per km travelled	\$150.00	\$150.00		No	B
	Local Approvals under Section 68 of the Local Government Act 1993	\$75.00	\$75.00		No	B
	Refundable Bond to cover damage to roads, kerb & gutters – Security Deposit (only subject to GST if non-refundable)	\$1,000.00	\$1,000.00		No	B
	Flood Level Peg installation	\$110.00	\$110.00		Yes	B

Schedule of Fees and Charges 2016-17

Murrumbidgee North – Environmental Fees

Companion Animals						
Impounding Fees	Seizure Fee	\$22	\$22	Per animal	No	D
	Seizure Fee for release of dog on second or subsequent occasion in 12 months	\$60	\$60	Per animal	No	D
	Maintenance fee for each day dog is in pound - Weekday	\$11	\$11	Per day	No	D
	Maintenance fee for each day dog is in pound – Weekend	\$24	\$24	Per day	No	D
	Surrender of Animal	\$110	\$110	Per animal	Yes	D
Horses, cattle, goats and pigs	1st animal	\$19	\$19	Per animal	No	D
	2nd and additional animals	\$13	\$13	Per animal	No	D
Rams, Ewes, Sheep and Lambs	1 – 20	\$6	\$6	Per animal	No	D
	21 - 50	\$12	\$12	Per animal	No	D
	51 - 100	\$24	\$24	Per animal	No	D
	Each additional 100	\$12	\$12	Per animal	No	D
Horses, cattle, goats and pigs	First Animal	\$0.90	\$0.90	Per Km	No	D
	Second Animal	\$0.60	\$0.60	Per Km	No	D
	Subsequent Animals	\$0.30	\$0.30	Per Km	No	D
Rams, Ewes, Sheep and Lambs	1-100	\$1.80	\$1.80	Per Km	No	D
	100+	\$0.90	\$0.90	Per Km	No	D
Sustenance charges	Horses and cattle, sheep, goats and pigs	Actual cost + 10%	Actual cost +10%	Per day per animal	No	D
	Advertising	Actual cost + 10%	Actual cost +10%		Yes	D
	Entry and release fee	\$6	\$6	Per animal	No	D
	Sale of Each Lot	\$10	\$10	Per Lot	Yes	D
	Equestrian Centre	\$541.66 + electricity	\$541.66 + electricity	Per annum	Yes	A
Cats	Seizure Fee	\$22	\$22	Per animal	No	D
	Maintenance fee for each day cat is in pound - Weekday	\$10	\$10	Per day	No	D
	Maintenance fee for each day cat is in pound – Weekend	\$18	\$18	Per day	No	D
	Queen Cat and Kittens (fee per day)	\$28	\$28	Per day	No	D

Schedule of Fees and Charges 2016-17

Murrumbidgee North – Environmental Fees

	Cat/Possum Trap Bond (fee per hire)	\$50	\$50	Per hire	No	D
	Sale of cat to recognised rescue organisation with Section 16d exemption for cats held at the pound.	Nil	Nil	Per animal	No	A
	Health Sundry Activities	Advisory Service by Public Health Professional	\$92.00	\$92.00	Per hour	Yes D
	Noxious Weeds	Noxious Weeds Certificate Rural	\$120.00	\$53.00		No D
		Noxious Weeds Inspection after Issue of Notice	\$105.00	\$105.00		No D
		Noxious Weeds - Private Works	Actual cost + 10%	Actual cost + 10%		Yes D
	Meals on Wheels	Darlington Point - Meal	\$6.50	\$6.50	Per meal	No A
		Coleambally - Full Meal	\$6.00	\$6.00	Per meal	No A
		Coleambally - Half Meal	\$5.50	\$5.50	Per meal	No A
		Respite Day Care - Coleambally Fees	\$6.50	\$6.50		No A
	Community Transport - Car Fees	Coleambally to Griffith/Leeton/Narrandera	\$16.00	\$16.00	Per Trip	No A
		Darlington Point to Griffith/Leeton/Narrandera	\$12.00	\$12.00	Per Trip	No A
		Coleambally and Darlington Point to Wagga/Albury/Wodonga	\$40.00	\$40.00	Per Trip	No A
	Community Transport - Bus Fees	To Griffith				
		- From Coleambally	\$10.00	\$10.00	Per Trip	No A
		- From Darlington Point	\$8.00	\$8.00	Per Trip	No A
		(Note: Children 1/2 price)				

Schedule of Fees and Charges 2016-17

Murrumbidgee North – Environmental Fees

Sundry Town Planning Activities (GST Free)	Clause 4.6 Director General's Concurrence Fee	320.00	320.00		No	D
	Application for Advertising Structures	75.00	75.00		No	D
	Search Fee General Fee	Actual Cost \$55 minimum	Actual Cost \$55 minimum		No	D
	Ext of time to development and S.102 modifications Written response	100.00	100.00		No	D
	List of Development Consents (6 months)	145.00	145.00		No	D
Garbage Service – Bin Sales	Sulo Bin – 240 litre	88.00	88.00	Each	Yes	D
	Sulo Bin Wheels	11.00	11.00	Each	Yes	D
	Sulo Bin Axle	11.00	11.00	Each	Yes	D
	Sulo Bin Lid	16.50	16.50	Each	Yes	D
	Sulo Lid Clips	4.40	4.40	Pair	Yes	D
Tipping Fees	See Pages 13 & 14					
Cemetery Fees	Lawn Section					
	Burial site & maintenance	1573.00	1573.00		Yes	D
	Burial Saturday or Public Holiday	1897.00	1897.00		Yes	D
	Reopening for 2 nd internment	786.50	786.50		Yes	D
	Infant Graves	786.50	786.50		Yes	D
	Internment of Ashes	660	660.00		Yes	D
	Monumental Section					
	Burial site & maintenance	1573.00	1573.00		Yes	D
	Reopneing for 2 nd internment	786.50	786.50		Yes	D
	Exhumation – Approval Fee	66.00	66.00		Yes	D
Public Halls and Coleambally Stadium User Fees	Annual Users (community based activities) up to 100 days per year ** ** annual booking required and clean up after use required by group	385.00	385.00		Yes	A

Schedule of Fees and Charges 2016-17

Murrumbidgee North – Environmental Fees

	Regular Hirers (community) per day	8.80	8.80	Yes	A
	Regular Hirers (commercial)			Yes	A
	Per day	44.00	44.00	Yes	A
	Per half day	22.00	22.00	Yes	A
	Per night	44.00	44.00	Yes	A
	Special Events/Private Function Hirers				
	Community Halls per day	132.00	80.00	Yes	A
	Community Halls per half day	121.00	40.00	Yes	A
	Community Halls per night	143.00	80.00	Yes	A
	Cleaning deposit (refundable)	150.00		Yes	A
	Coleambally				
	Youth/Sports Centre per day	88.00	80.00	Yes	A
	Youth/Sports Centre per half Day	77.00	40.00	Yes	A
	Youth/Sports Centre per night	99.00	80.00	Yes	A
	Cleaning Deposit (refundable)	150.00		Yes	A
	Coleambally			Yes	A
	Stadium – private function	110.00	80.00	Yes	A
	Stadium – local org kiosk	33.00	33.00	Yes	A
	Stadium – local org meeting	11.00	11.00	Yes	A
	Cleaning Deposit (refundable)	110.00		Yes	A
Swimming Pools – Entry Fees	Adult – Entry Fee	3.50	3.50	Yes	A
	Child – Entry Fee	1.75	1.75	Yes	A
	Adult – Season Ticket	82.00	82.00	Yes	A
	Child – Season Ticket (2-16 yrs)	50.00	50.00	Yes	A
	Family – Season Ticket	165.00	165.00	Yes	A
Recreation Ground – User Charges	Hire Fee for Circuses or similar use (\$10M P/L Insurance) plus other service fees	220.00	220.00	Yes	A
	Security Deposit (only subject to GST if non-refundable)	500.00	500.00	Yes	A
				Yes	A
	Sport and Playing Fields annual hire rates			Yes	A
	Cricket clubs	242.00	242.00	Yes	A
	Football clubs	484.00	484.00	Yes	A
	Touch football clubs	242.00	242.00	Yes	A
	Other sporting bodies	242.00	242.00	Yes	A
	Schools	0.00	0.00	Yes	A
	Electricity Charges	43 cents per kilowatt hour	43 cents per kilowatt hour	Yes	D

Schedule of Fees and Charges 2016-17

Murrumbidgee North – Environmental Fees

Stadium – private function	110.00	110.00		Yes	A
Stadium – local org kiosk	33.00	33.00		Yes	A
Stadium – local org meeting	11.00	11.00		Yes	A
Cleaning Deposit (refundable)	110.00	110.00		Yes	A

Schedule of Fees and Charges 2016-17

Murrumbidgee North – Engineering Fees

Kerb & Guttering Contributions	Contribution to Kerb & Guttering Works – percentage cost frontage	55%	55%		Yes	B
	Contribution to Kerb & Guttering Works – percentage cost side boundary	27.50%	27.50%		Yes	B
Footpaving Contributions	Percentage of total cost	55%	55%		Yes	B
Caravan Park	Inspection Fees per site	5.50	5.50			
Sale of Sand and Gravel	Loam & Red Sand (landfill, gardens, top dressing)					
	Ex Pit (Council loaded or self Loaded) per metre	N/A	N/A			
	Delivered or ex depot	24.00	25.20	m ³		
	Pit Sand (For concreting)					
	Delivered or ex depot	32.00	33.60	m ³	Yes	C
	Kyola Pit Sand (Bricky Sand)					
	Delivered or ex-Pit– per metre	55.00	57.75	m ³	Yes	C
	River Sand					
	Delivered or ex-Depot per metre					
	Darlington Point	70.00	73.50	m ³	Yes	C
	Coleambally	80.00	84.00	m ³	Yes	C
	Cracka Dust					
	Delivered or ex-Depot					
	Darlington Point	48.00	50.40	m ³	Yes	C
	Coleambally	58.00	60.90	m ³	Yes	C
	Road Base 20mm (crushed rock)					
	Delivered or ex Depot – per metre					
	Darlington Point	BLACK 55.00	BLACK 57.75	m ³	Yes	C

Schedule of Fees and Charges 2016-17

Murrumbidgee North – Engineering Fees

Sale of Sand and Gravel (cont...)		PINK 63.00	PINK 66.15			
	Coleambally	BLACK 65.00	BLACK 68.25	m ³	Yes	C
		PINK 73.00	PINK 76.65			
	Aggregate 20mm (Small Loads Only)					
	Delivered or ex-Depot – per metre					
	Darlington Point	85.00	89.25	m ³	Yes	C
	Coleambally	95.00	99.75	m ³	Yes	C
	Aggregate 10mm (Small Loads Only)					
	Delivered or ex-Depot – per metre					
	Darlington Point	90.00	94.50	m ³	Yes	C
	Coleambally	100.00	105.00	m ³	Yes	C
	Aggregate 7mm (Small Loads Only)					
	Delivered or ex-Depot – per metre					
	Darlington Point	Not available	Not available	m ³	Yes	C
	Coleambally	Not available	Not available	m ³	Yes	C
	Aggregate 5mm (Small Loads Only)					
	Delivered or ex-Depot – per metre					
	Darlington Point	Not available	Not available	m ³	Yes	C
	Coleambally	Not available	Not available	m ³	Yes	C
Sale of Water	Water delivery charge (10,000 ltrs)					
	Within Shire	132.00	132.00		No	D
	Outside Shire	Price on Application	Price on Application		No	D
	Water Sales from standpipes (up to 5kl)	33.00	33.00		No	D
Water Connection Fees	Per kl over 5kl	1.10	1.10		No	D
	20mm service	385.00	385.00		No	D
	Greater than 20mm or non-standard service	Price on Application	Price on Application		No	D

Schedule of Fees and Charges 2016-17

Murrumbidgee North – Engineering Fees

Other Water Activities	Location fee for public utilities (callout per employee)	44.00	44.00		No	D
	Service charge/per hr/per employee	66.00	66.00		No	D
	Water Headworks charge per lot created	Refer to Council Policy	Refer to Council Policy		No	D
	Water Meter Reading	33.00	33.00		No	D
Sewer Connection Fees		65.00	100.00		No	D
Other Sewerage Activities	Location fee for public utilities (callout per employee)	44.00	44.00		No	D
	Service charge/per hr/per employee	65.00	65.00		No	D
	Sewerage Inspection Fee	70.00	70.00		No	D
	Sewer Headworks Charge	Refer to Council Policy	Refer to Council Policy		No	D
	Nth D/Point Sewerage Contributions – Interest	N/A	N/A		No	D
	Liquid Waste Dump (per load)	88.00	88.00		Yes	D

Schedule of Fees and Charges 2016-17
Murrumbidgee North – Plant Hire Rates

PLANT NO.	DESCRIPTION	HOURLY RATE INC GST
20	Western Star Truck	\$150.00
21	Western Star Truck	\$150.00
44	Hyundai Excavator R110 D-7	\$150.00
50	ACCO International Garbage Compactor	\$170.00
52	Canter Dump Truck	\$90.00
60	New Holland Backhoe	\$150.00
64	John Deere Tractor	\$120.00
65	Fiat 45-66 Tractor	\$120.00
68	John Deere Tractor 6520	\$120.00
69	New Holland Skid Steer Loader	\$120.00
70	IVECO Stralis Water truck	\$140.00
80	Tar Patching Truck (Paveline)	\$150.00
81	Broons Roller	\$30.00
83*	1981 Multi Tyred Drawn Roller	\$30.00
87	Multipac VV1500D Roller	\$150.00
88	VP2400 Rubber Tyred Roller	\$150.00
90	Howard Slasher 180B	\$30.00
95	EHD 180 Howard Slasher	\$30.00
98	Howard Rotary Hoe	\$30.00

Schedule of Fees and Charges 2016-17
Murrumbidgee North – Engineering Fees

113	Pump - Sludge Diaphragm Engine Driven	\$30.00
PLANT NO.	DESCRIPTION	HOURLY RATE
114	Pump - Water Centrifugal 40mm Kohler Prl	\$30.00
116	Pump - Water Centrifugal 100mm Trailer	\$30.00
118	Vibrating Plate Compactor	\$30.00
120	Midland Trailer	\$40.00
121	Midland Trailer	\$40.00
124	Super Dog Trailer Low Loader	\$90.00
125	Emergency Trailer	\$90.00
145	Seca Sewerage Cleaner Jet Blaster	\$150.00
156	CAT Grader 140	\$180.00
157	CAT Grader 140	\$180.00
160	Rotary Hoe Stabaliser	\$80.00
167	New Holland Backhoe/Loader	\$150.00
176	Toro GM 360 Mower	\$75.00
177	Toro GM 360 Mower	\$75.00

Schedule of Fees and Charges 2016-17

Murrumbidgee South - Administration

Activity / Function	Title of Fee / Charge	Council's Pricing Policy	Job Number	G S T Inclusive 2016-17	G S T Exclusive 2016-17
Business Papers	Supply of Council Business Papers/ Manuals (not including press)	Full cost recovery	10040848		45.00
	*** hard copy on paper *** Copies to be made available to public for inspection at no cost. Cost applies where the public requests a copy.				
Dishonoured Cheques	Fee for dishonoured cheques (each instance)		10040842		as per cost to Council
Government Information Public Access Act	Application	Statutory Pricing	10040842		32.00
	Processing fee				32.00 per hour
Information Research Fee	Cemetery Enquires	Partial cost recovery	13690112		
	First half hour				43.00
	Each additional half hour or part thereof				43.00
	Response to Enquires (sole benefit to applicant)	Partial cost recovery	10040848		
	- First five minutes				Nil
	- Per half hour or part thereof				43.00
	Response to subpoena 1st hour or part thereof	Partial cost recovery	10040848		85.00
	Response to subpoena 2nd and subsequent				85.00

Schedule of Fees and Charges 2016-17

Murrumbidgee South – Administration

	hours				
Interest on Overdue Rates and Charges	Accrual of Interest on Rates and Charges (refer s 566 Local Government Act 1993)	Statutory Pricing	13260246		8% per annum accruing on a daily basis
Laminating Fees	Laminating - A4	Full cost recovery	10040848	6.00	
	Laminating - Card Pouch			2.45	
	Laminating - A3			9.00	
	Laminating - Poster			17.35	
	Laminating - Map (shire, farm, etc)			23.75	
Library	Inter Library Loans - Public Libraries other than WRL	Full Cost Recovery	12840842	At Cost	
	Inter Library Loans - NLA and University		12840842	At Cost	
	Inter branch loan service			No Charge	
	Transfer from other branch			No Charge	
	Temporary Borrower Fee		12840842	20.00	
	Library Bags		12840842	2.50	
	Photocopying per copy		12840842	0.55	
	Book reservation fee				
	Provision of CD or USB Memory Stick			At Cost	
	Latest fiction reservation				
	Overdue items (Per overdue notice processing)		12840884	At Cost	
	Lost membership card		12840842	3.00	

Schedule of Fees and Charges 2016-17

Murrumbidgee South – Administration

	Lost items		12840842	Replacement Cost	
Library (cont)	Internet Booking Fee		12840456	2.00	
	Printing B&W (per page)		12840842	0.30	
	Printing - Colour (per page)		12840842	1.20	
	Laminating - Card Pouch		12840842	2.45	
	Laminating - A4		12840842	6.00	
	Laminating - A3		12840842	9.00	
	<i>Facsimile Machine Use</i>				
	Fax Transmitting - First page		12840842	3.70	
	Fax Transmitting - Subsequent pages		12840842	0.00	
	Fax Receiving - First page		12840842	3.70	
	Fax Receiving - Subsequent pages		12840842	0.55	
	Scanning of documents		12840842	3.70	
	Information Research Fee -				
	per half hour or part thereof		12840842	43.00	
Rates and Charges	Monthly property transfer sales		10040848		
	Rate inquiry fee - Non ratepayer - per hour		10040848		No Charge
	Rate inquiry fee - Ratepayer - first half hour				No Charge
	Rate inquiry fee - Ratepayer - each additional half hour				No Charge

Schedule of Fees and Charges 2016-17

Murrumbidgee South – Administration

Rates & Charges (cont)	Use of Valuer General Books (without assistance and with time limit)				No Charge
	Valuation Extract from Books (eg.. Crown Land Titles) per letter		10040848		No Charge
	Valuation or Ownership Enquiry (Verbal Advice)				Not Given
	Valuation or Ownership Enquiry (Written Advice)		10040848		Apply for 603 Certificate
Planning Certificates	Planning certificates	Statutory Pricing			
	Certificates - Section 149 (2)		11440119		53.00
	Certificates - Section 149 (5)		11440119		80.00
	Certificates - Section 603		10040116		75.00
	Certificates - Section 735A		10040114		53.00
	Certificates - 121ZP		10040114		53.00
	Urgency Fee		10040848	108.00	
	Swimming Pool Compliance Certificate		11440842		75.00
	Noxious weeds				53.00
Sales and Services	Facsimile Machine Use	Full cost recovery	10040848		
	Fax Transmitting - First page			3.70	
	Fax Transmitting - Subsequent pages			0.00	
	Fax Receiving - First page			3.70	
	Fax Receiving - Subsequent pages			0.55	
	Plan Printing - A2 Black & White	Full cost recovery	10040584	5.10	

Schedule of Fees and Charges 2016-17

Murrumbidgee South – Administration

Sales & Services (cont)	Plan Printing A2 Colour			10.20	
	Plan Printing - A1 Black & White			10.20	
	Plan Printing - A1 Colour			17.30	
	Plan Printing - AO Black & White			12.65	
	Plan Printing - AO Colour			21.90	
	Photocopies - up to 10 copies (per copy)	Full cost recovery	10040584	0.55	
	Photocopies more than 10 copies and less than 100 copies (per copy)			0.45	
	Photocopies more than 100 copies (per copy)			0.35	
	Photocopies use own paper (per copy)			0.30	
	Photocopies (Colour)			1.20	
Secretarial Support	Secretarial Support per hour	Full cost recovery	10040848	85.00	
Sewer Usage Charge	Non-Residential - 0-99999kl per Kl	Full cost recovery	34330136		0.75
Water Meter Readings (Special) (Application Fees)	Water Meter Reading - Special Application	Partial cost recovery	24610842	52.00	
Water Charges	Filtered Water (Nil allowance)	Full cost recovery	24610944		
	Residential - 0 to 250kl (per kilolitre)				1.63
	Residential - remainder (per kilolitre)				1.90
Water Charges - Raw	Raw Water Charges per kl	Full cost recovery	24610954		0.79

Schedule of Fees and Charges 2016-17

Murrumbidgee South – Environmental

Activity / Function	Title of Fee / Charge	Council's Pricing Policy	Job Number	G S T Inclusive 2016-17	GST Exclusive 2016-17
Information Research Fee	Response to subpoena per hour - 1st hour or part thereof - 2nd and subsequent hours	Partial cost recovery	12900842		90.00
Travelling Shows	Deposit against cleaning and restoration of site	Full (100%) cost recovery	12900842		850.00
	Inspection of mobile food vending facilities per hour or part thereof	Full (100%) cost recovery	12900514		200.00
	Tent erection fee or site establishment fee	Full (100%) cost recovery	12900512		
	Small circus	Full (100%) cost recovery	12900512		229.00
	Large circus	Full (100%) cost recovery	12900512		340.00
Sewer Connection Fees	Connection Fee where service exists		34690808		577.00
	Connection to unserviced area				As per quotation
Sewerage Fees	Sewer Reconnection Fee		12520546		\$130 + Inspections
	New Subdivision or existing non-sewer rateable properties	Full (100%) cost recovery	11440226		Actual cost to connect service
Sewer Disposal	Effluent Disposal per load	Full cost recovery			57.00

Schedule of Fees and Charges 2016-17

Murrumbidgee South – Environmental

Swimming Pool Charges	Swimming Pool Entry	No cost recovery	14650856		
	Family Season Tickets		14650856	180.00	
	Single Adult Season Ticket		14650856	100.00	
	Junior Season ticket		14650856	80.00	
	Monthly Charge Adult		14650856	30.00	
	Monthly Charge Child		14650856	22.00	
	Entry Charge Non Swimmer		14650856	0.00	
	Weekly Pass Family		14650856	52.00	
	Weekly Pass Single		14650856	20.00	
	Weekend Pass Family (Friday to Sunday)		14650856	30.00	
	Weekend Pass Single (Friday to Sunday)		14650856	12.00	
	Christmas Pass (24 December - 2 January)		14650856	52.00	
	Schools (included in user agreement)		14650856	2.50 per student/session	
	Other Sporting groups		14650856	30.00 per session	
	ALL USERS Fob deposit (Refundable upon return)		14650856	50.00	
Waste Management Charges - All Council Operated Tips	Common Tip	Full (100%) cost recovery			
	Load to be checked by Council Officer (Key for Common Pit to be obtained during office hours only)				
	Asbestos (only accepted from sources within the shire)		12320866		As per quotation
	Industrial, Commercial & Domestic per m3		12320866		17.00
	Car Bodies		12320866		65.00

Schedule of Fees and Charges 2016-17

Murrumbidgee South – Environmental

	White Goods per m3 (Gas Removed)		12320866		25.00
Waste Management Charges	Replacement of Wheelie Bin	Full (100%) cost recovery	12240842	110.00	
Car Bodies	Removal of Car bodies	Full cost recovery	12280842	At Cost	
Water Supply Fees	Filtered Water Connection Fees	Full (100%) cost recovery			
	Filtered Water 20mm Tapping		24690266		577.00
	Filtered Water 25mm Tapping		24690266		782.00
	Filtered Water 32mm Tapping		24690266		1025.00
	Filtered Water 40mm Tapping		24690266		1275.00
	Filtered Water 50mm Tapping		24690266		1509.00
	Raw Water Connection Fees	Full (100%) cost recovery			
	Raw Water 20mm Tapping		24690686		577.00
	Raw Water 25mm Tapping		24690686		782.00
	Raw Water 32mm Tapping		24690686		1025.00
	Raw Water 40mm Tapping		24690686		1275.00
	Raw Water 50mm Tapping		24690686		1509.00
Hire of Council Facilities Halls		Full (100%) cost recovery			
	Ian Gilbert Room & Kitchen Hire		13730360	250.00	
	Wunnamurra Hall & Kitchen Hire		13730360	300.00	

Schedule of Fees and Charges 2016-17

Murrumbidgee South – Environmental

	Dancing and Rehearsals		13730360	60.00	
	Tea and Coffee per head		13730360	5.00	
Hall	Setting up of seating/tables and other material (seating plan to be supplied by hirer)	Full (100%) cost recovery			
	Setting up of Hall		13730368	185.00	
	Setting Up Ian Gilbert Room		13730368	130.00	
Bond	Bond Fully refundable if hall left in clean and respectable condition at conclusion of function Cleaning costs withheld from bond on refund if left in unsuitable condition		7222		515.00
Council Chambers Only to be let with concurrence of General Manager	Hire of Council Chambers Half day		10040210	100.00	
	Hire of Council Chambers Full day		10040210	180.00	
	Hire of Council Chambers Tea and coffee per head		10040210	5.00	
Racecourse	Hire of Racecourse Facilities	Full (100%) cost recovery			
	All Racecourse Facilities		13950842	640.00	
	Racecourse Tearooms & Kitchen		13950842	220.00	
	Apex Shed, Bar Tearooms & Kitchen		13950842	530.00	
	Racecourse Sheds and Stalls		13950842	325.00	
	Apex Shed		13950842	325.00	

Schedule of Fees and Charges 2016-17

Murrumbidgee South – Environmental

	Hiring of Crockery and cutlery		13950842	85.00	
Monash Park	Hire of Club rooms for private function (please note venue will only be available if not being used by regular users)		13950360	220.00	
Library - Monash Room	Multi purpose Room	Full (100%) cost recovery	12840500	78.00	
	Tea and Coffee per head		12840500	5.00	
Library - Banksia Room	Room only - Limited seating (No food or drink) Library opening hours only		12840500	30.00	

Schedule of Fees and Charges 2016-17

Murrumbidgee South – Engineering Fees

Activity / Function	Title of Fee / Charge	Job Number	G S T Inclusive 2016-17	G S T Exclusive 2016-17
Cemetery Fees	Note : Council will not be responsible for damage to monumental work when a grave is re-opened			
	Charges for grave digging & backfilling in overtime	13690112		
	Backfill only - single / double or re-opened		120.00	
	Lawn Sunday single		2,234.00	
	Sunday double		2,550.00	
	Sat/Mon RDO single		1,792.00	
	Sat/Mon RDO double		2,070.00	
	Monumental Sunday single		1,682.00	
	Sunday double		1,917.00	
	Sat/Mon RDO single		1,350.00	
	Sat/Mon RDO double		1,558.00	
	Enquiries			
	First half hour	13690112	43.00	
	- Each additional half hour			
	Each additional half hour	13690112	43.00	
	Permission to erect monuments and headstones			
	Single Grave		139.00	

Schedule of Fees and Charges 2016-17

Murrumbidgee South – Engineering Fees

	Double Grave		139.00	
Cemetery Fees	RSL		58.00	
	Reservation of Burial site	13690112		
	Single or double grave (pre 1989 interment fee will attract a credit)		226.00	
	Burial of Ashes in Crematorium Wall (including inscription of bronze plaque)	13690112	642.00	
Ashes	Burial of Ashes in Rose Garden (including inscription of bronze plaque & standard rose)	13690112	1,740.00	
Lawn	First internment and inscription of bronze plaque	13690112		
	- single		1,737.00	
	- double		1,927.00	
	* - reopening for second internment additional inscription		1,285.00	
	Stillborn baby		1,267.00	
	Note : Council will not be responsible for damage to monumental work when a grave is re-opened			
Monumental	First internment	13690112		
	- single		1,275.00	
	- double		1,512.00	
	* Re-opening for second interment			
	- With monumental work		1,267.00	
	- Without monumental work		1,131.00	

Schedule of Fees and Charges 2016-17

Murrumbidgee South – Engineering Fees

	Stillborn Child - single grave		943.00	
Headstone	Council construction of plinth inclusive of monumental fees, plaque & placement upon gravesite		694.00	
Common	Lease of land	11280704	As per Agreement	
Culverts	Access culverts (Standard culvert consists of a rubber ring jointed pipe 4.88 m x 375 mm diameter with precast headwalls and 5m ³ gravel)	14930178	2715.00	
Culverts	each additional metre	14930178	292.00	
Dog Pound	Out of working hours release fee	11480392	97.00	
	Release fee per dog from pound (dogs must be registered prior to release from pound)		28.00	
	Release fee - 2nd & subsequent release		38.00	
	Sustenance per day per dog		17.00	
Companion Animals (Cats and Dogs)	Registration	11480694		
	* Desexed Animal			52.00
	* Pensioner/Guide Dogs - Animal must be desexed			21.00
	* Recognised Breeder			52.00
	* Entire Cat or Dog			192.00
Kerb & Guttering	Kerb & Guttering	14930178		
	Kerb & Guttering - Full cost per lineal metre		167.00	

Schedule of Fees and Charges 2016-17

Murrumbidgee South – Engineering Fees

	Kerb & Guttering - Half cost per linear metre		83.00	
Kerb & Guttering	Footpaving - Full cost per square metre		112.00	
	Footpaving - Half cost per square metre		54.00	
Noxious Weeds	Spraying (per hour)- One operator, vehicle and spray equipment	13120604	135.00	
Oversize Permit	Class 1 permit	10040843		70.00
Plant Hire	Private Works	13580588	As Attached	
Private Works	Delivery (in addition to material cost)	13650608		
	Delivery per load outside town plus cartage rate to haul		33.00	
	Delivery per load - In town		53.00	
Private Works	Materials - from Depot per metre	12480784		
	Aggregate		150.00	
	Red Sand		22.00	
	Concrete Sand		31.00	
	Gravel		26.00	
	Roadbase		63.00	
	Roadbase/Gravel mix		53.00	
	Metal Dust		53.00	
	Reject Aggregate		26.00	
Private Works	Gravel	12480784		

Schedule of Fees and Charges 2016-17

Murrumbidgee South – Engineering Fees

	Fill loaded only		15.00	
Private Works	Fill load and haul -add cartage rates for haulage		15.00	
	Materials from Gravel Pits - per metre³	12480784		
	Loaded & Hauled by Council-plus cartage rate p/km per m ³		18.00	
	Loaded by Council & Hauled Privately		18.00	
	Red Sand from Sandhill per m ³ plus cartage p/km per m ³		14.00	
Road Closure	Road Closure Administration Fee	10040842	At Cost	
Road Opening Permit	Road Opening Permit including Inspection Fee - Domestic Works	10040842	78.00	
	Road Opening Permit including Inspection Fee - Rural and Commerical Works		255.00	
Sale of Old Materials	Secondhand Concrete Pipes	10040848		
	300mm diameter		30.00	
	375mm diameter		39.00	
	450mm diameter		53.00	
	525mm diameter		53.00	
	600mm diameter		77.00	
	Secondhand Materials	10040848		
	Grader Blades		21.00	
	Grader Tyres		99.00	
	Truck Tyres 900x20 & 10x20		54.00	

Schedule of Fees and Charges 2016-17

Murrumbidgee South – Engineering Fees

	200 litre drums		26.00	
Saleyards	Sales	14090704		
	Minimum Opening fee per sale		1204.00	
	Sheep sold Per head		0.31	
	Sheep unsold per head		0.20	
	Agents fee per head		0.14	
	Use of Yards - Overnight camping (wateryard)		79.00	
	Use of Yards- Sheep (drafting, marking etc) per head per day		0.14 to a	
			Minimum \$76.00	
Sewerage Charges	Additional sewerage charges	34330136		
	Schools			47.90
	Crown lands			84.90
Sewerage Charges	Urinal charges	34330136		
	Schools			42.00
	Crown lands			47.60
Sewerage Usage Charge	Non-Residential - 0-99999 per kilolitre			0.75
Liquid Trade Waste				
Application Fees	Application Fee for approval to discharge liquid trade waste to sewer	34330140		
	Category 1 Discharger			71.40
	Category 2 Discharger			142.80

Schedule of Fees and Charges 2016-17

Murrumbidgee South – Engineering Fees

	Category 2S Discharger			142.80
Application Fees	Category 3 Discharger			357.00
Annual Fees	Annual Trade Waste Fee (covers scheduled inspections)	34330141		
	Category 1 Discharger			76.50
	Category 2 Discharger			153.00
	Category 2S Discharger			153.00
	Category 3 Discharger			306.00
Re-inspection Fee	re-inspection fee per re-inspection all categories	34610842	108.00	
Usage Charges	Trade Waste Usage Charges based on \$/kg	34330145		
	Category 1 Discharger with appropriate equipment (per kL)			Nil
	Category 1 Discharger without appropriate equipment (per kL)			1.72
	Category 2 Discharger with appropriate equipment (per kL)			1.72
	Category 2 Discharger without appropriate equipment (per kL)			15.87
Food Waste Disposal Charge	Food waste disposal charge per bed	34330145		28.78
Excess Mass Charges	Excess Mass Charges (Prices in \$/kg)	34330142		
	Applies only to Category 3 dischargers			
	Aluminium			0.92
	Ammonia (as N)			2.70

Schedule of Fees and Charges 2016-17

Murrumbidgee South – Engineering Fees

	Arsenic			91.63
Excess Mass Charges	Barium			45.82
	Biochemical oxygen demand (BOD)			0.92
	Boron			0.92
	Bromine			18.32
	Cadmium			424.27
	Chloride			No charge
	Chlorinated hydrocarbons			45.82
	Chlorinated phenolics			1832.25
	Chlorine			1.86
	Chromium			30.54
	Cobalt			18.65
	Copper			18.65
	Cyanide			91.62
	Fluoride			4.58
	Formaldehyde			1.87
	Oil and Grease (Total O&G)			1.65
	Herbicides/defoliants			917.30
	Iron			1.87
	Lead			45.82
	Lithium			9.17
	Manganese			9.17
	Mercaptans			91.62

Schedule of Fees and Charges 2016-17

Murrumbidgee South – Engineering Fees

	Mercury			3053.51
Excess Mass Charges	Methylene blue active substances (MBAS)			0.92
	Molybdenum			0.92
	Nickel			30.54
	Nitrogen (total Kjeldahl Nitrogen - Ammonia) as N			0.23
	Organoarsenic compounds			917.30
	Pesticides general (excludes organochlorines and organophosphates)			917.30
	Petroleum hydrocarbons (non-flammable)			3.06
	Phenolic compounds (non-chlorinated)			9.17
	Phosphorous (total P)			1.87
	Polynuclear aromatic hydrocarbons			18.65
	Selenium			64.47
	Silver			1.69
	Sulphate (SO ₄)			0.18
	Sulphide			1.87
	Sulphite			2.03
	Suspended Solids (SS)			1.17
	Thiosulphate			0.32
	Tin			9.17
	Total Dissolved solids (TDS)			0.07
	Uranium			9.17
	Zinc			18.65

Schedule of Fees and Charges 2016-17

Murrumbidgee South – Engineering Fees

Charges for Tankered Waste	Charges for Tankered Waste (Fees in \$/kL)	34330136		
	Chemical Toilet			16.60
	Septic Tank Waste			
	* Effluent			2.20
	* Septage			22.13
Stock Pound	Release Fee	14450596		
	Horse, ass, mule, cattle or camel			32.00
	Sheep			17.00
	Goat or pig			17.00
Stock Pound	Deterrent fees These rates are double if re-impounding occurs within three months by the same owner	14450272		
	Horse, ass, mule, cattle or camel, goat or pig by same person first animal			28.00
	Horse, ass, mule, cattle or camel, goat or pig by same person each additional animal			16.00
	Sheep - 1-20			11.00
	Sheep - 21 to 50			17.00
	Sheep - 51 to 100			38.00
	each additional animal per head			0.39
Stock Pound	Driving & transportation costs (including pre pound release)	14450596	At Cost	

Schedule of Fees and Charges 2016-17

Murrumbidgee South – Engineering Fees

Stock Pound	Inspection Charges of the books of the pound - per hour	14450272	85.00	
Stock Pound	Pound fees	14450596		
	Entry to pound		9.00	
	Release		9.00	
	Advertising actual cost plus		Actual Cost + \$30.00	
	Notice served by post		6.00	
	Sale of animals or each sale of a lot		34.00	
	Letter sent by messenger per kilometer		at cost	
	Each entry of sale		15.00	
	Each letter in reply		15.00	
Stock Pound	Sustenance Charges (per day per head)	14450596		
	Horses and cattle			12.00
	Sheep			4.00
	Goats and Pigs			8.00
Truck Wash ChargesAvdata System	Truck Wash per minute	15130871		0.53
	Truck Wash Avdata Key Deposit		37.00	
Water Charges	Meter Test Fee (Refunded if faulty)		57.00	
Water Charges	Filtered Water (Nil allowance)	24610944		

Schedule of Fees and Charges 2016-17

Murrumbidgee South – Engineering Fees

	Residential - 0 to 250 kilolitres per kl			1.63
Water Charges	Remainder per Kl			1.90
Water Charges - Raw	Raw Water Charges per kl	24610944		0.79
Water - Sale In Truck Loads	Water Charges per kilolitre			
	0 to 5000 lt	24610944		32.00 + 1.63 per kl
	5001 to 10,000 lt			42.00 + 1.63 per kl
	10,001 to 15,000 lt			49.00 + 1.63 per kl
	15,001 and above			60.00 + 1.63 per kl

Schedule of Fees and Charges 2016-17

Murrumbidgee South – Plant Hire Rates

RECOMMENDED PLANT HOURLY HIRE RATES 2016/17			
Plant No.	Type	Make	TOTAL Comprehensive inc GST 2016/2017
3	Grader	Caterpillar 140M	231.00
2	Grader	Caterpillar 140H	231.00
40	Backhoe	Komatsu	168.00
5	Loader	Volvo L90F	231.00
6	Tractor	Case IH 5150	129.00
1	Grader	Caterpillar 140H	231.00
8	Roller-Vibrating	Dynapac CA236D	168.00
10	Grader	Caterpillar 140G	231.00
11	Mower -Ride On	MTD Yardman	65.00
15	Roller - Multi	Moore 35 Tonne	168.00
18	Vibrating Roller	Wacker	71.00
22	Wacker	B560Y	Minor Plant
13	Skid Steer Loader	Case	144.00
24	Dual Axle Trailer	Tag-Along Skid	62.00
25	Multi Tyred Roller	Hamm 20t	160.00
26	Multi Tyred Roller	Pacific RP16	160.00
29	Concrete Saw	Echo	34.00
34	Mower - Ride on	Husqvarna	65.00
35	Trailer		57.00
38	Vibrating Plate	Wacker	39.00
39	Vibrating Roller	Mustang - Benford	60.00
42	Tractor	Case IH 5150	123.00
44	Concrete Saw	Stihl	Minor Plant plus blades
45	Trailer Tilt/Bed	Target/Arrow 14T	91.00
46	Mini Weed Sprayer		Minor Plant
48	Vibrating Plate	Wacker VPH 70	43.00

Schedule of Fees and Charges 2016-17

Murrumbidgee South – Engineering Fees

50	Water Tank (14,000 Lt)	Stainless Steel	23.00
RECOMMENDED PLANT HOURLY HIRE RATES 2016/17			
Plant No	Type	Make	TOTAL Comprehensive Incl GST 2015/16
54	Tractor	Case IH 5150	123.00
59	Breaker	Wacker	67.00
60	Slasher	Page UDZ	42.00
70	Trash Pump	Wacker	40.00
137	Mower - Out Front - Ride on	Iseki	81.00
83	Concrete Cutter	Ceterford	53.00
85	Brush Cutter	Echo	Minor Plant
86	Chainsaw	Echo	Minor Plant
89	Rotary Hoe	Celli K230	30.00
90	Noxious Weed Unit	Quick Spray	24.00
93	Rotary Hoe	Celli K230	30.00
96	Trailer 6 x 4 Box	Single Axle	36.00
97	Slasher	Jon Berends	36.00
99	Woodchipper	Rivett	129.00
100	Roller SP Ped.	Bomag	34.00
101	Roller - Grader	Free Roll	26.00
102	Roller - Grader	Free Roll	26.00
103	Roller - Grader	Free Roll	26.00
104	Welder	Megajet	63.00
107	Pump	Portex 230	63.00
108	Broom	Pacific 85RMP	89.00
123	Dog Trailer	Hamelex	46.00
140	Dog Trailer	CBB	46.00
157	Dog Trailer	CBB	46.00
116	Pig Trailer	Hercules	46.00

Schedule of Fees and Charges 2016-17

Murrumbidgee South – Engineering Fees

120	Pig Trailer	Hercules	46.00
127	Roller - Grader	Free Roll	26.00
Vehicles			
7	Holden Colorado(Workshop) - per km	Crew Cab	1.00
147	Holden Colorado - per km	Space Cab	1.00
9	Nissan Utility(Weeds) - per km	Patrol	1.08
28	Truck (Maintenance) - per hour	Volvo	76.00
	- per km	Minimum Charge 1/2 hour	1.08
62	Truck (Maintenance) - per hour	Fuson Tipper	76.00
	- per km	Minimum Charge 1/2 hour	1.08
119	Truck (Water Tanker)- per hour	Scania	145.00
	- per km	Minimum Charge 1/2 hour	1.08
29	Truck (Gravel) - per hour	Volvo FM 12	121.00
	- per km	Minimum Charge 1/2 hour	1.08
21	Paveliner - per hour	Patchmobile	145.00
	- per km	Minimum Charge 1/2 hour	1.08
27	Truck (Gravel) - per hour	Volvo FM 12	121.00
	- per km	Minimum Charge 1/2 hour	1.08
22	Truck (Maintenance) - per hour	Mitsubishi FK 415	76.00
	- per km	Minimum Charge 1/2 hour	1.08
24	Ford Ranger(Storeman) - per km	Ranger	1.00
142	Truck (Gravel) - per hour	Volvo FM 13	121.00
	- per km	Minimum Charge 1/2 hour	1.08
60	Truck (Maintenance) - per hour	Mitsubishi	76.00
	- per km	Minimum Charge 1/2 hour	1.08
117	Iveco Truck(Construction) - per km	Iveco	1.08
10	Ford Ranger(Sewerage) - per km	Ford	1.00
5	Holden Utility (Overseer)	Colorado	1.00

Schedule of Fees and Charges 2016-17

Murrumbidgee South – Engineering Fees

Notes:

1. Backhoe and Loader will be charged at hourly rate plus travelling one way.
2. Graders will be charged at hourly rate plus travel cost of \$50.00 per job.
3. Minor Items of plant are only available with the operator at the rate of \$20.00 (inclusive of GST) per hour **plus operator wages & oncosts.**
4. All plant items are only to be hired with an operator.