



Draft Alcohol-Free Zone Policy

	Name	Position	Signature	Date
Responsible Officer	Garry Stoll	Director Planning, Community & Development		
Authorised By	John Scarce	General Manager		

Document Revision History	
Date adopted by Council:	
Minute Number:	
Revision Number:	
Review Date:	
Date adopted by Council:	
Minute Number:	
Next Review:	See Item 7 of this Policy
Revision Number:	
Review Date:	
Date adopted by Council:	
Minute Number:	

November 2023

Contents

1. Introduction	3
2. Purpose and Scope	3
3. Establishment and Re-establishment of Alcohol-Free Zones	3
4. Delegation to the General Manager	3
5. Relevant Acts and Legislation	3
6. Policy Review	3
Schedule 1. Current Alcohol-Free Zone Policy	4

1. Introduction

Alcohol-free zones help to prevent disorderly behavior, caused by the consumption of alcohol in public areas, in order to improve public safety. Alcohol-free zones are an early intervention measure to prevent the escalation of irresponsible street drinking to incidents involving serious crime.

2. Purpose and Scope

The primary objectives of this policy are to promote the positive use of public open spaces and to outline the process for establishing alcohol-free zones (AFZ) within the Murrumbidgee Council Local Government Area. This policy will allow Council to limit the locations where the consumption of alcohol is permitted. These zones are enforced by the NSW Police Force.

The application of this policy applies to Council owned and managed reserves, including parks and footpath areas across the Murrumbidgee Council area.

3. Establishment and Re-establishment of Alcohol-Free Zones

The decision to establish a new AFZ will be made by Council after consultation with the community and relevant stakeholders. Current AFZ will be reviewed by Council every four years.

The establishment and re-establishment of AFZ will be undertaken by Council following the guidelines provided in the Local Government Act, 1993, and the Ministerial Guidelines on Alcohol-Free Zones, February 2009.

4. Delegation to the General Manager

Council will provide delegated authority, through this policy, to the General Manager to suspend operation of an AFZ for special events such as Australia Day in accordance with section 645 of the Local Government Act, 1993.

Such suspensions will be for a specific time period and will be removed when the event has finished. Such declarations will be publicly notified prior to the date of the suspension, and alcohol-free zone signage will be covered at the relevant event site.

Individuals, groups or organisations must apply in writing to Council to request suspension of the AFZ at least one (1) month before the scheduled event.

5. Relevant Acts and Legislation

- NSW Local Government Act 1993
- Ministerial Guidelines on Alcohol-Free Zones, February 2009

6. Policy Review

This Policy:

- To be reviewed within the first year of the new Council term;
- May be reviewed and amended at any time at Council's discretion (or if legislative or State Government policy changes occur).

Schedule 1. Current Alcohol-Free Zone Policy

Council has the following alcohol-free zones established that restrict the consumption of alcohol at any time:

TOWNSHIP	APPLICABLE STREETS
Jerilderie (see Figure 1)	<ul style="list-style-type: none">• Jerilderie Street, between Bolton and Kennedy Streets• Powell Street in its entirety• Wood Street between Jerilderie and Mahonga Streets; and• Luke Park and the Lake foreshore
Darlington Point (see Figure 2)	<ul style="list-style-type: none">• CWA Park, Shire Hall and basketball court, Carrington Street



Figure 1: Jerilderie Alcohol free zone signed areas. (Yellow indicates public roads, footpaths and areas included)



Figure 2: Darlington Point Alcohol free zone signed areas. (Yellow indicates public roads, footpaths and areas included)

Office of Local Government

Model Code of Conduct Complaints Statistics

Reporting Period: 1 September 2022 - 31 August 2023

Date Due: 31 December 2023

Survey return email address: codeofconduct@olg.nsw.gov.au

Council Name:	Murrumbidgee Council
----------------------	----------------------

Contact Name:	Sue Mitchell
Contact Phone:	0269 605504
Contact Position:	Manager Corporate & Community Services
Contact Email:	suem@murrumbidgee.nsw.gov.au

All responses to be numeric.

Where there is a zero value, please enter 0.

Enquiries: Performance Team
Office of Local Government
Phone: (02) 4428 4100
Enquiry email: olg@olg.nsw.gov.au

Model Code of Conduct Complaints Statistics 2022-23

Murrumbidgee Council

Number of Complaints

1	The total number of complaints received in the reporting period about councillors and the General Manager (GM) under the code of conduct from the following sources:	
i	Community	<input type="text" value="0"/>
ii	Other Councillors	<input type="text" value="0"/>
iii	General Manager	<input type="text" value="0"/>
iv	Other Council Staff	<input type="text" value="0"/>
2	The total number of complaints finalised about councillors and the GM under the code of conduct in the following periods:	
i	3 Months	<input type="text" value="0"/>
ii	6 Months	<input type="text" value="0"/>
iii	9 Months	<input type="text" value="0"/>
iv	12 Months	<input type="text" value="0"/>
v	Over 12 months	<input type="text" value="0"/>

Overview of Complaints and Cost

3	a	The number of complaints finalised at the outset by alternative means by the GM or Mayor	<input type="text" value="0"/>
	b	The number of complaints referred to the Office of Local Government (OLG) under a special complaints management arrangement	<input type="text" value="0"/>
	c	The number of code of conduct complaints referred to a conduct reviewer	<input type="text" value="0"/>
	d	The number of code of conduct complaints finalised at preliminary assessment by conduct reviewer	<input type="text" value="0"/>
	e	The number of code of conduct complaints referred back to GM or Mayor for resolution after preliminary assessment by conduct reviewer	<input type="text" value="0"/>
	f	The number of finalised code of conduct complaints investigated by a conduct reviewer	<input type="text" value="0"/>
	g	Cost of dealing with code of conduct complaints via preliminary assesment	<input type="text" value="0"/>
	h	Progressed to full investigation by a conduct reviewer	<input type="text" value="0"/>
	i	The number of finalised complaints investigated where there was found to be no breach	<input type="text" value="0"/>
	j	The number of finalised complaints investigated where there was found to be a breach	<input type="text" value="0"/>
	k	The number of complaints referred by the GM or Mayor to another agency or body such as the ICAC, the NSW Ombudsman, OLG or the Police	
	i	ICAC	<input type="text" value="0"/>
	ii	NSW Ombudsman	<input type="text" value="0"/>
	iii	OLG	<input type="text" value="0"/>
	iv	Police	<input type="text" value="0"/>
	v	Other Agency (please specify)	<input type="text" value="0"/>
		<input type="text"/>	
	l	The number of complaints being investigated that are not yet finalised	<input type="text" value="0"/>
	m	The total cost of dealing with code of conduct complaints within the period made about councillors and the GM including staff costs	<input type="text" value="0"/>

Preliminary Assessment Statistics

4 The number of complaints determined by the conduct reviewer at the preliminary assessment stage by each of the following actions:

a	To take no action (clause 6.13(a) of the 2020 Procedures)	0
b	To resolve the complaint by alternative and appropriate strategies (clause 6.13(b) of the 2020 Procedures)	0
c	To refer the matter back to the GM or the Mayor, for resolution by alternative and appropriate strategies (clause 6.13(c) of the 2020 Procedures)	0
d	To refer the matter to another agency or body such as the ICAC, the NSW Ombudsman, OLG or the Police (clause 6.13(d) of the 2020 Procedures)	0
e	To investigate the matter (clause 6.13(e) of the 2020 Procedures)	0
f	Other action (please specify)	0

Investigation Statistics

5 The number of investigated complaints resulting in a determination that there was **no breach**, in which the following recommendations were made:

a	That the council revise its policies or procedures	0
b	That a person or persons undertake training or other education (clause 7.40 of the 2020 Procedures)	0

6 The number of investigated complaints resulting in a determination that there **was a breach** in which the following recommendations were made:

a	That the council revise any of its policies or procedures (clause 7.39 of the 2020 Procedures)	0
b	In the case of a breach by the GM, that action be taken under the GM's contract for the breach (clause 7.37(a) of the 2020 Procedures)	0
c	In the case of a breach by a councillor, that the councillor be formally censured for the breach under section 440G of the Local Government Act 1993 (clause 7.37(b) of the 2020 Procedures)	0
d	In the case of a breach by a councillor, that the councillor be formally censured for the breach under section 440G of the Local Government Act 1993 and that the matter be referred to OLG for further action (clause 7.37(c) of the 2020 Procedures)	0

7	Matter referred or resolved after commencement of an investigation (clause 7.20 of the 2020 Procedures)	0
---	---	---

Categories of misconduct

8 The number of investigated complaints resulting in a determination that there was a breach with respect to each of the following categories of conduct:

a	General conduct (Part 3)	0
b	Non-pecuniary conflict of interest (Part 5)	0
c	Personal benefit (Part 6)	0
d	Relationship between council officials (Part 7)	0
e	Access to information and resources (Part 8)	0

Outcome of determinations

9 The number of investigated complaints resulting in a determination that there was a breach in which the council:

a	Adopted the independent conduct reviewers recommendation	0
b	Failed to adopt the independent conduct reviewers recommendation	0

10 The number of investigated complaints resulting in a determination where:

a	The external conduct reviewers decision was overturned by OLG	0
b	Council's response to the external conduct reviewers recommendation was overturned by OLG	0

11 Date Code of Conduct data was presented to council

21-Nov-23

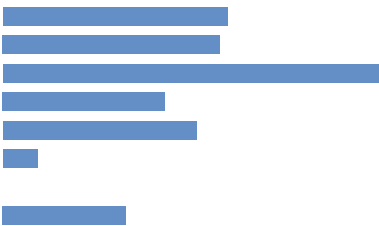
SCHEDULE OF INVESTMENTS - 31 OCTOBER 2023**External investments**

In accordance with Regulation 212 of the *Local Government (General) Regulation 2005*, details of Murrumbidgee Council's external investments are set out below.

Institution	Balance (\$)	Yield (p.a.)	Maturity	Term (months)	No.
IMB Ltd	1,027,274.89	5.15%	17/11/2023	5	24
Bendigo	505,041.10	5.15%	20/11/2023	5	23
Westpac	505,343.56	5.13%	20/11/2023	5	41
Westpac	1,038,909.05	5.00%	21/11/2023	4	43
Bendigo	1,030,847.13	5.15%	27/11/2023	4	35
IMB Ltd	1,000,000.00	4.75%	29/11/2023	6	38
Bendigo	847,601.23	5.00%	4/12/2023	5	28
St George	1,022,057.90	4.05%	18/12/2023	9	31
Bendigo	2,065,415.53	4.95%	20/12/2023	4	45
Bendigo	1,000,000.00	5.25%	21/12/2023	5	44
Bendigo	2,056,469.86	4.50%	16/01/2024	5	37
Westpac	813,343.12	4.81%	23/01/2024	3	32
NAB	3,000,000.00	5.40%	25/01/2024	7	47
Bendigo	1,000,000.00	5.35%	27/01/2024	6	36
Westpac	755,589.60	4.88%	29/01/2024	4	25
Bendigo	1,039,292.49	4.80%	29/01/2024	4	22
Suncorp - METWAY	1,622,800.28	4.80%	2/02/2024	5	34
St George	527,727.97	4.24%	3/02/2024	5	27
NAB	500,000.00	5.10%	16/02/2024	6	42
Suncorp - METWAY	1,039,273.30	5.11%	26/02/2024	6	20
Bendigo	1,246,843.24	4.45%	16/03/2024	6	21
Westpac	600,000.00	5.01%	21/03/2024	6	30
Bendigo	1,565,129.67	4.93%	25/03/2024	5	33
Bendigo	1,000,000.00	4.97%	28/03/2024	5	40
IMB Ltd	785,693.83	5.00%	3/04/2024	6	29
Bendigo	2,800,000.00	5.50%	28/06/2024	12	46
	<u>30,394,654</u>				

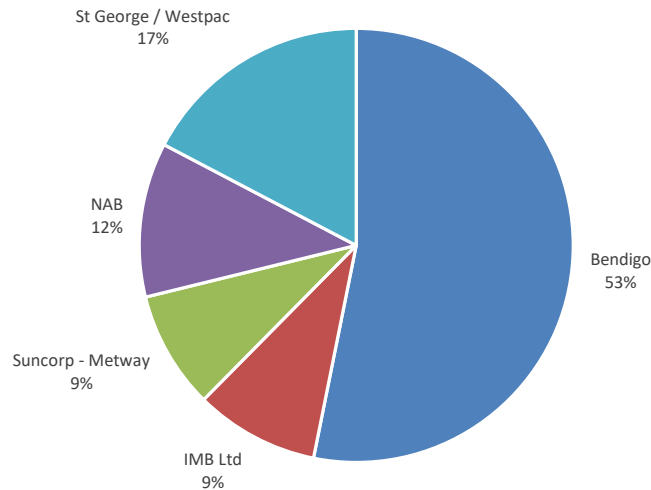
Maturity

All investments comply with the maximum duration set out for each rating category in the *Investment Policy*.

Month	\$ Funds Maturing	
November 2023	\$ 5,107,416	
December 2023	\$ 4,935,075	
January 2024	\$ 8,664,695	
February 2024	\$ 3,689,802	
March 2024	\$ 4,411,973	
April 2024	\$ 785,694	
May 2024	\$ -	
June 2024	\$ 2,800,000	
	<u>\$ 30,394,654</u>	

Counterparties to Investments

Institution	Balance	S&P / Moody's / Fitch	Highest	Limit	% Invested	Compliant
Bendigo	16,156,640	BBB+ / A3 / A-	A	N/A	53.16%	N/A
IMB Ltd	2,812,969	- / Baa1 / BBB+	BBB	10%	9.25%	●
Suncorp - Metway	2,662,074	A+ / A1 / A	A	14%	8.76%	●
NAB	3,500,000	AA- / Aa3 / A+	A	14%	11.52%	●
St George / Westpac	5,262,971	AA- / Aa3 / A+	AA	30%	17.32%	●
	<u>30,394,654</u>				<u>100%</u>	



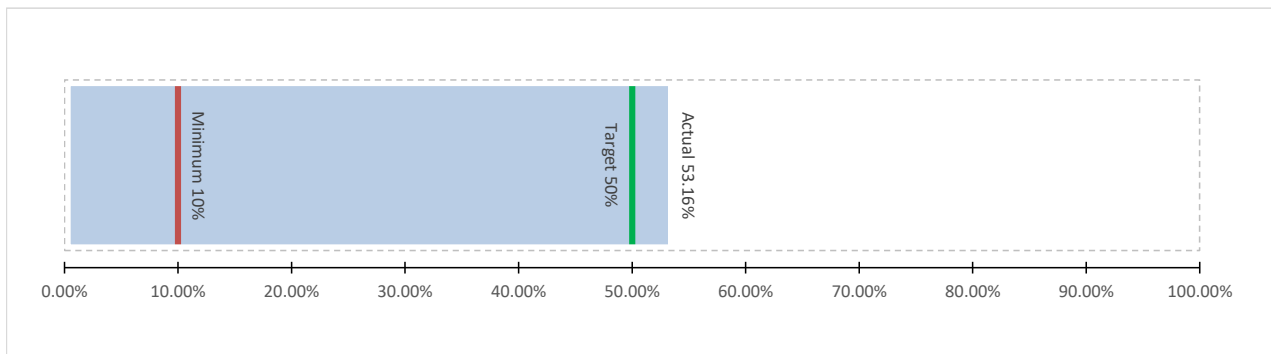
Investment with Bendigo Bank

53.16%



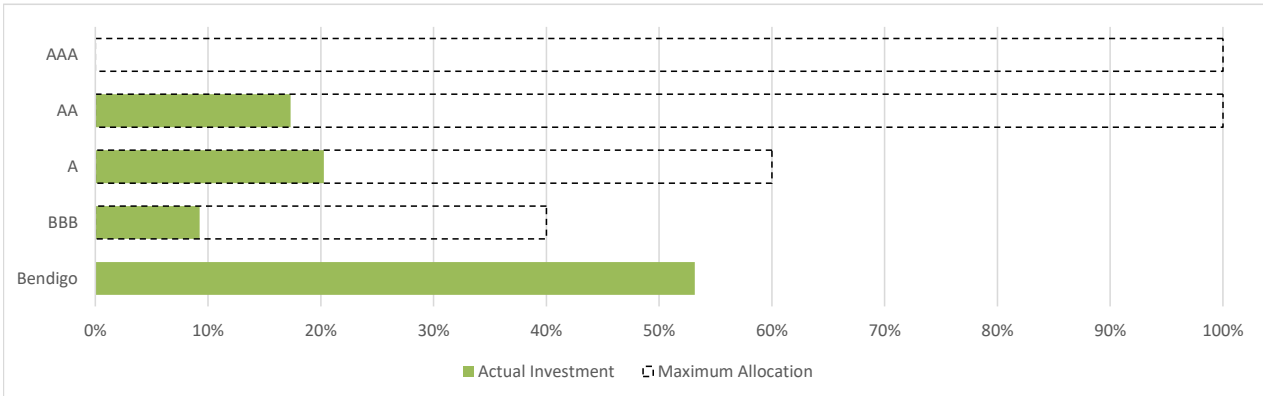
In recognition of the significant community role, support and activities undertaken within the Council area, Council aims to hold 50% of its investment portfolio with the Coleambally Community Bank.

If, when considering a new investment, an equivalently-rated or better-rated institution is offering an interest rate 0.40% p.a. (or more) higher than Coleambally Community Bank with a comparable term to maturity, Council may invest in that institution in preference to Coleambally Community Bank, irrespective of the target set out above. However, Council will hold a minimum of 10% of its portfolio with the Coleambally Community Bank at all times.



Overall Credit Quality Limits

Credit Rating	Maximum	Balance	% Invested	Compliant
AAA	100%	\$ -	0.00%	●
AA	100%	\$ 5,262,971	17.32%	●
A	60%	\$ 6,162,074	20.27%	●
BBB	40%	\$ 2,812,969	9.25%	●
Bendigo	N/A	\$ 16,156,640	53.16%	N/A
Total		\$ 30,394,654	100%	



Monthly investment movements

Redemptions

Institution - No.	Balance (\$)	Comments
Bendigo Inv 37	1,000,000	Part redemption for cash flow requirements
Bendigo Inv 40	545,007	Part redemption for cash flow requirements
	<u>1,545,007</u>	

New Investments

Institution - No.	Balance (\$)	Yield (p.a.)	Term (months)	Comments
	<u>0</u>			

Rollovers

Institution - No.	Balance (\$)	Yield (p.a.)	Term (months)	Comments
IMB - Inv 29	785,694	5.00	6	Rollover including interest
Bendigo - Inv 37	2,056,470	4.50%	3	Rollover part including interest
Westpac - Inv 32	813,343	4.81%	3	Rollover including interest
Bendigo - Inv 33	1,565,130	4.93%	5	Rollover including interest
Bendigo - Inv 40	1,000,000.00	4.97%	5	Rollover part
	<u>6,220,636</u>			

Investment performance

	Oct-23	FYTD
Total investment income, including accrued interest	\$147,755	\$635,439
Money-weighted rate of return (% p.a.)	5.64%	5.85%
Bloomberg AusBond Bank Bill Index	4.02%	4.25%
Overperformance/(underperformance)	1.62%	1.60%

