

















SEWER SERVICE DIAGRAM

Lot No. _____ DP No. _____ House No. _____
 Street _____
 SUBURB OF _____
 LGA. _____
 Licence No. _____
 SCALE _____ SSD _____
 Now/CoC No. _____ Date _____
 Signature: _____

| | | | | | | | |
|---|--------------------|------|----------------------|--------|-----------------------|--|---|
|  | Boundary Trap | AAV | Air Admittance Valve | BS | Sink (bar) | | |
|  | Inspection Shaft | H | Basin | (L) | Trough Laundry | |  Chr Chamber |
|  | Inspection Opening | Bth. | Bath Waste | WC | Water Closet | |  Pit Pit |
|  | Gully | Bid | Bidet | ○ Vert | Vertical Pipe | |  G Grease Interceptor |
|  | FW | CO | Clean Out | ○ WS | Waste Stack | |  Pump Unit |
|  | Vertical Junction | FW | Floor waste Gully | ○ SVP | Sewer Vent Pipe | |  Onsite Treatment System |
|  | Sloped Junction | Shr | Shower | ○ V | Vent Pipe | |  R Reflux Valve |
|  | On back Junction | S | Sink (kitchen) | IPMF | Induct Pipe Mica Flap | |  Sealed Capped Point |
| | | | | | | |  Prov Provisional (future) drain point |

NOTE Further acceptable abbreviations may be used as identified in AS/NZS 3500.2.2003 Sanitary Plumbing and Drainage Table 6.1 and OFT Sewer Service Diagram Requirements.
 © State of New South Wales through NSW Fair Trading May 2012